
CRITERION II – TEACHING-LEARNING AND EVALUATION 2.7.1 TEACHERS SURVEY FOR GOVT. COLLEGE KULLU AQAR (2024- 25)

Teachers Survey (SSS) was conducted among the teachers of the college through the College website. The questions are in a scale of 0 to 4. The result of this survey is based on the response of 48 teachers.

Number of responses received for the survey =48

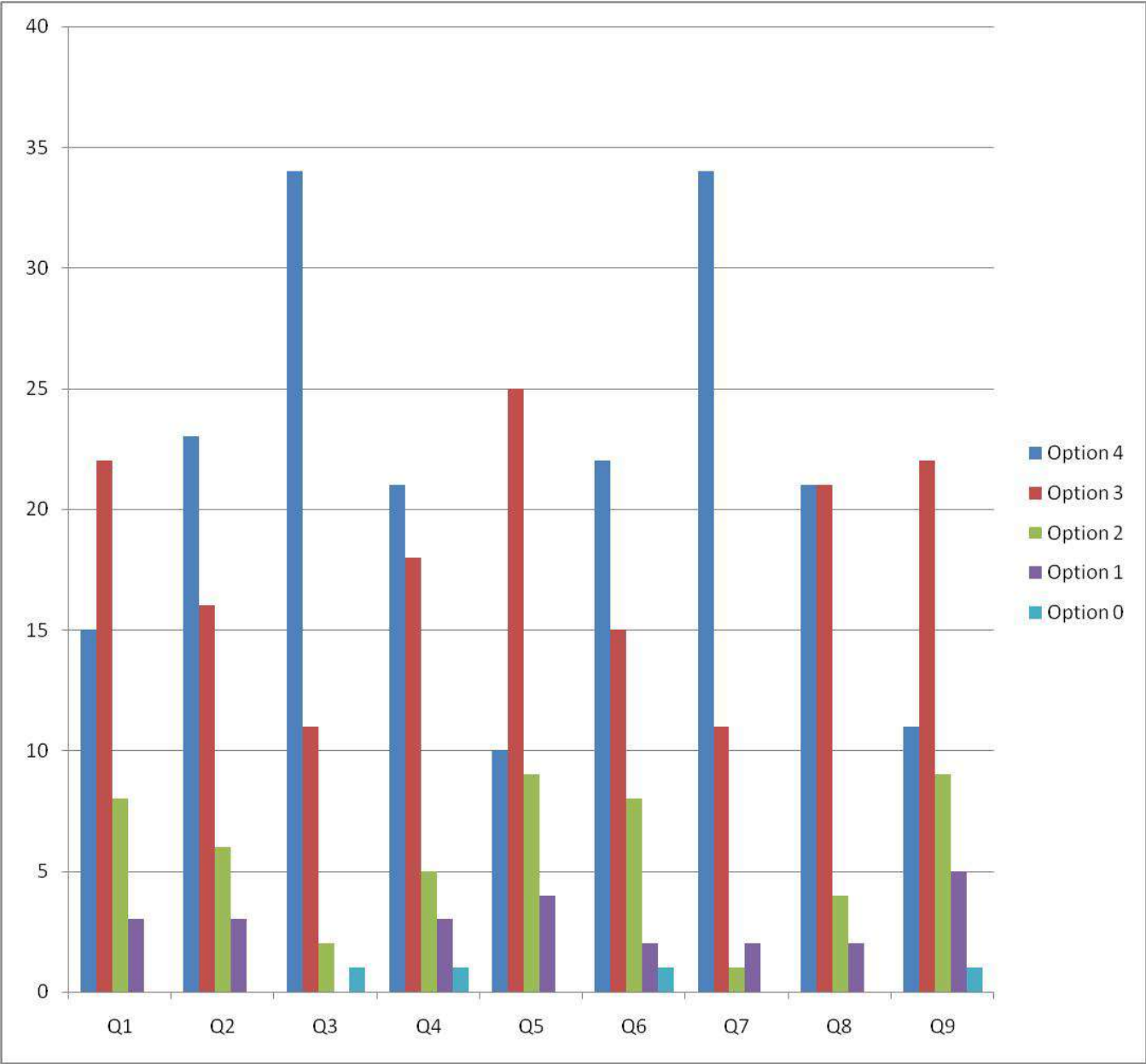
SCORE SHEET

S.N.	Questions	Score
1	The curriculum and syllabus content are appropriate for placement/higher education.	3.020833
2	The course outcomes are well defined and clear.	3.229167
3	I am able to complete the entire syllabus well in time with the desired outcome.	3.604167
4	Teaching aids in the college are sufficient.	3.145833
5	Courses have good balance between theory and application.	2.854167
6	The college is able to attract meritorious students.	3.145833
7	Administration is accessible	3.604167
8	Infrastructure is optimally utilised by the students and faculty.	3.270833
9	Classrooms are adequate	2.770833
	Average	3.18287

FREQUENCY ANALYSIS

FREQUENCY DISTRIBUTION

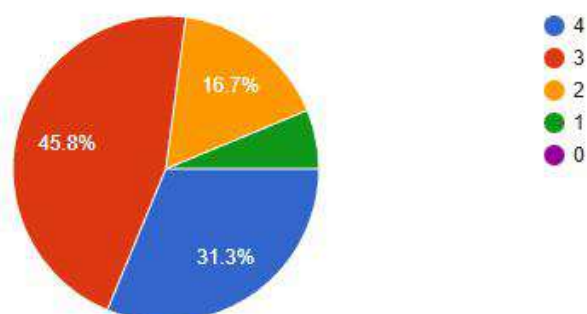
	Q1	Q2	Q3	Q4	Q5	Q6	Q7	Q8	Q9
Option 4	15	23	34	21	10	22	34	21	11
Option 3	22	16	11	18	25	15	11	21	22
Option 2	8	6	2	5	9	8	1	4	9
Option 1	3	3	0	3	4	2	2	2	5
Option 0	0	0	1	1	0	1	0	0	1



The curriculum and syllabus content are appropriate for placement/higher education.

 [Copy chart](#)

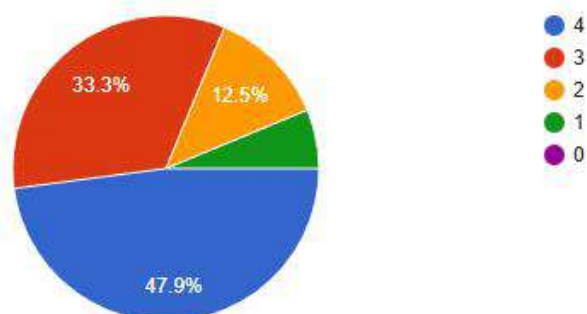
48 responses



The course outcomes are well defined and clear.

 [Copy chart](#)

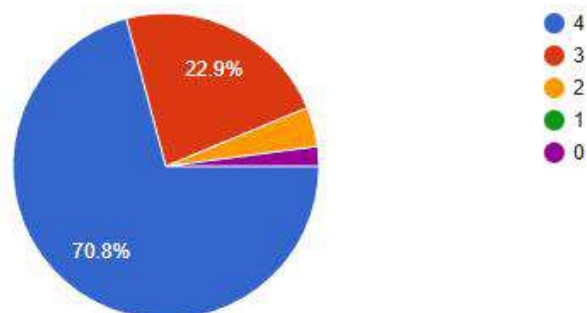
48 responses



I am able to complete the entire syllabus well in time with the desired outcome.

 [Copy chart](#)

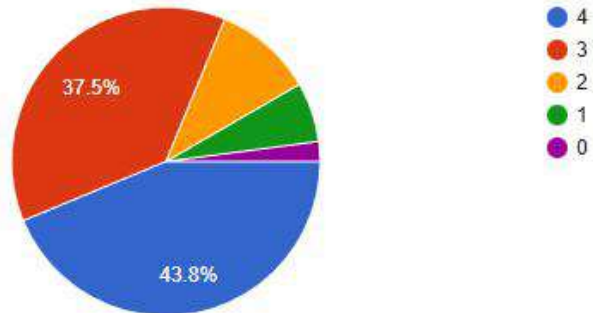
48 responses



Teaching aids in the college are sufficient.

 [Copy chart](#)

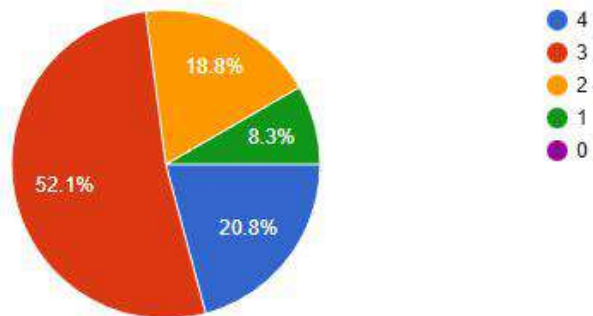
48 responses



Courses have good balance between theory and application.

 [Copy chart](#)

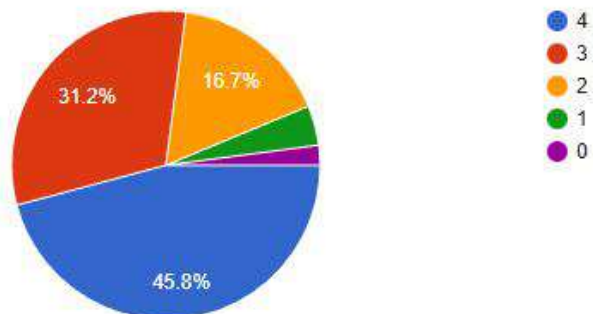
48 responses



The college is able to attract meritorious students.

 [Copy chart](#)

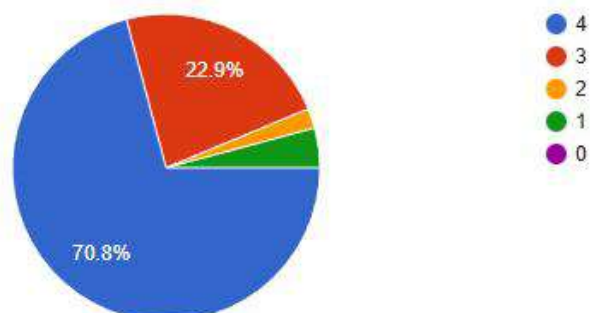
48 responses



Administration is accessible

48 responses

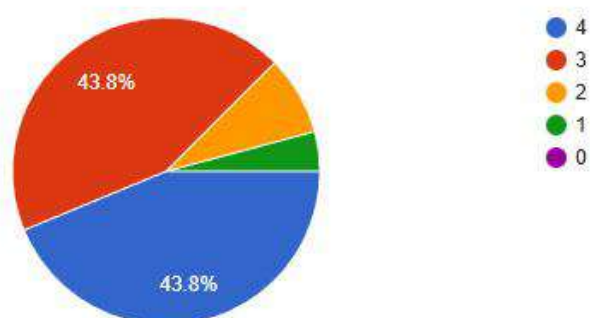
 [Copy chart](#)



Infrastructure is optimally utilised by the students and faculty.

48 responses

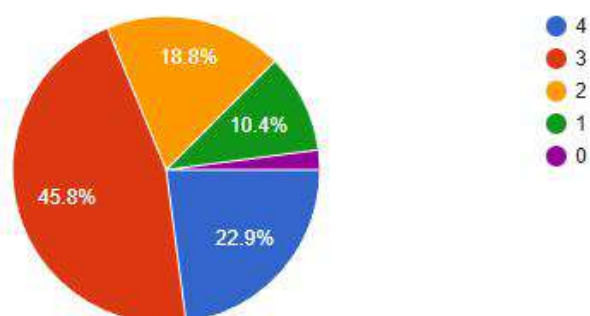
 [Copy chart](#)



Classrooms are adequate

48 responses

 [Copy chart](#)



SHORT SUMMARY:

- 7 Questions have average score more than 3.
- 2 Question has average score less than 3.
- Best score on Question 3 & 7.
- Lowest score on Question 9.