



Govt college Kullu-175101
UGC -NAAC accredited
B++institution Phone No.
&Fax -01902-222568
E-mail: gckullu-hp@nic.in

Roshan Lal Digitally signed
by Roshan Lal
Date: 2024.02.26
13:36:02 +05'30'

Criteria – 1 (Curricular Aspects)

1.4: Feedback System

1.4.1: Institution obtains feedback on the academic performance and ambience of the institution from various stakeholders, such as Students, Teachers, Employers, Alumni etc. and action taken report on the feedback is made available on institutional website

Students feedback collected and analyzed



Govt college Kullu-175101
UGC -NAAC accredited
B++institution Phone No.
& Fax -01902-222568
E-mail: gckullu-hp@nic.in

SATISFACTION SURVEY For the NAAC AQAR (2020-21)

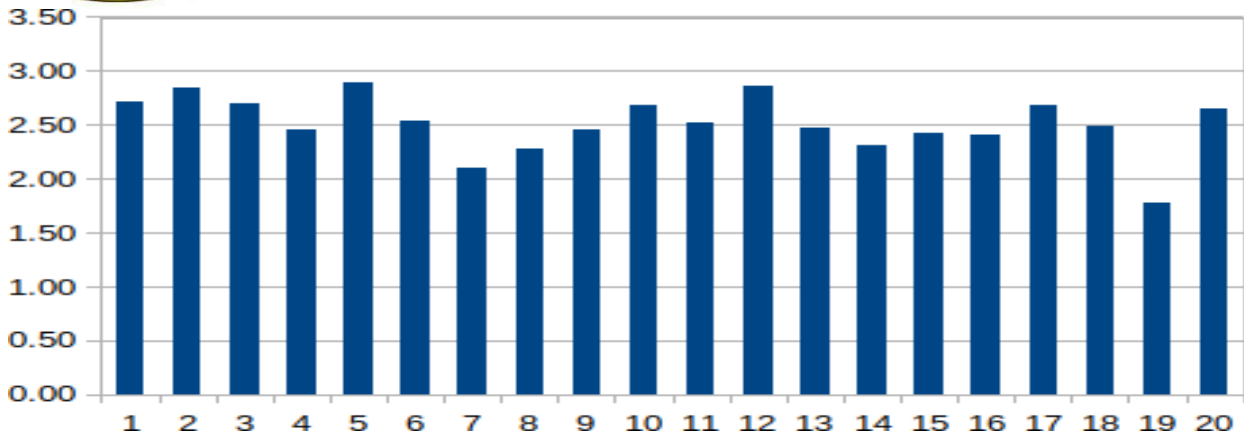
Students Satisfaction Survey (SSS) was conducted among the students of the college through the college website. The questionnaire has been framed based on NAAC guidelines. Students have rated the question in a scale of 0 to 4. The result of this survey is based on the response of 793 students.

Number of responses received for the (SSS) survey =793

Questions	Average Score
1. How much of the syllabus was covered in the class?	2.72
2. How well did the teachers prepare for the classes?	2.84
3. How well were the teachers able to communicate?	2.71
4. The teacher's approach to teaching can best be described as	2.46
5. Fairness of the internal evaluation process by the teachers.	2.90
6. Was your performance in assignments discussed with you?	2.53
7. The institute takes active interest in promoting internship, student exchange, field visit opportunities for students.	2.11
8. The teaching and mentoring process in your institution facilitates you in cognitive, social and emotional growth.	2.28
9. The institution provides multiple opportunities to learn and grow.	2.45
10. Teachers inform you about your expected competencies, course outcomes and programme outcomes	2.68
11. Your mentor does a necessary follow-up with an assigned task to you.	2.53
12. The teachers illustrate the concepts through examples and applications.	2.86
13. The teachers identify your strengths and encourage you with providing right level of challenges.	2.47
14. Teachers are able to identify your weaknesses and help you to overcome them.	2.32
15. The institution makes effort to engage students in the monitoring, review and continuous quality improvement of the teaching learning process.	2.42
16. The institute/ teachers use student centric methods, such as experiential learning, participative learning and problem solving methodologies for enhancing learning experiences.	2.40
17. Teachers encourage you to participate in extracurricular activities.	2.69
18. Efforts are made by the institute/ teachers to inculcate soft skills, life skills and employability skills to make you ready for the world of work.	2.48
19. What percentage of teachers use ICT tools such as LCD projector, Multimedia, etc. while teaching	1.77
20. The overall quality of teaching-learning process in your institute is very good.	2.65
Grand Average	2.51



Govt college Kullu-175101
 UGC -NAAC accredited
 B++institution Phone No.
 &Fax -01902-222568
 E-mail: gckullu-hp@nic.in



Details of Option Selections:

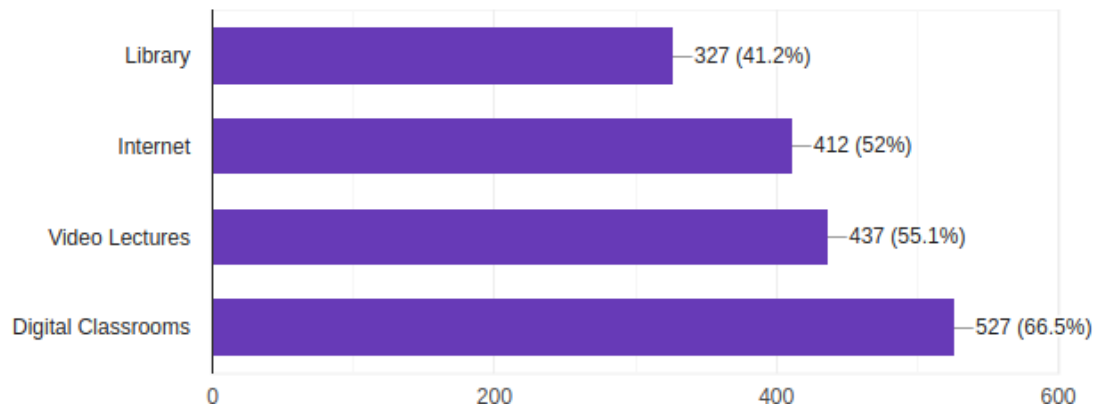
Questions	O1	O2	O3	O4	O5	
Q1		234	267	161	94	37
Q2		163	443	108	59	20
Q3		251	217	209	73	43
Q4		149	262	218	131	33
Q5		243	327	154	38	31
Q6		224	223	174	94	78
Q7		157	195	163	131	147
Q8		86	331	190	91	95
Q9		115	330	200	93	55
Q10		242	243	169	90	49
Q11		175	281	186	90	61
Q12		264	293	123	84	29
Q13		205	254	136	106	92
Q14		218	189	132	135	119
Q15		108	330	203	89	63
Q16		162	282	147	118	84
Q17		203	320	151	57	62
Q18		179	291	138	102	83
Q19		87	210	160	109	227
Q20		154	338	202	69	30



Govt college Kullu-175101
UGC -NAAC accredited
B++institution Phone No.
&Fax -01902-222568
E-mail: gckullu-hp@nic.in

21. Give three observation / suggestions to improve the overall teaching – learning experience in your institution.

793 responses





Govt college Kullu-175101
 UGC -NAAC accredited
 B++institution Phone No.
 & Fax -01902-222568
 E-mail: gckullu-hp@nic.in

SATISFACTION SURVEY for Govt. College Kullu AQAR (2021-22)

Students Satisfaction Survey (SSS) was conducted among the students of the college through the College website. The questionnaire has been framed based on NAAC guidelines. Students have rated the question in a scale of 0 to 4. The result of this survey is based on the response of 1318 students.

Number of responses received for the (SSS) survey =1318

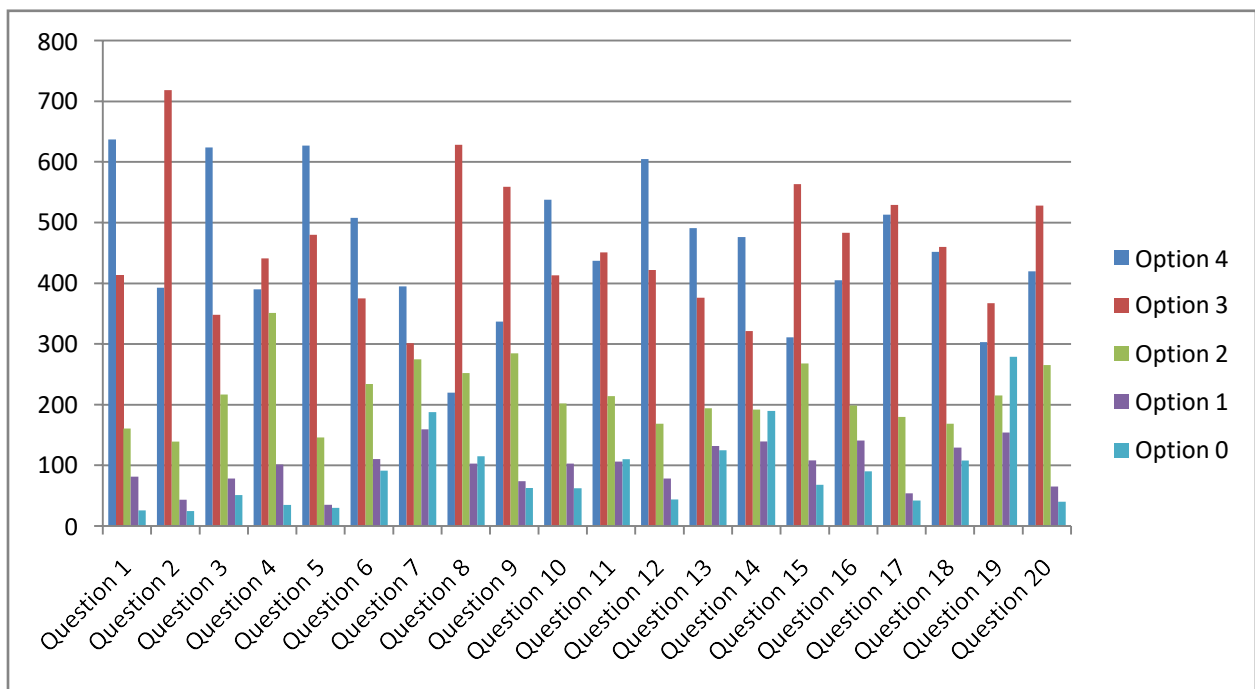
Questions	Average Score	Previous Average	Change
1. How much of the syllabus was covered in the class?	3.18	2.72	+16.9%
2. How well did the teachers prepare for the classes?	3.07	2.84	+8.1%
3. How well were the teachers able to communicate?	3.07	2.71	+13.4%
4. The teacher's approach to teaching can best be described as	2.80	2.46	+13.7%
5. Fairness of the internal evaluation process by the teachers.	3.24	2.9	+11.8%
6. Was your performance in assignments discussed with you?	2.83	2.53	+12.0%
7. The institute takes active interest in promoting internship, student exchange, field visit opportunities for students.	2.42	2.11	+14.8%
8. The teaching and mentoring process in your institution facilitates you in cognitive, social and emotional growth.	2.56	2.28	+12.2%
9. The institution provides multiple opportunities to learn and grow.	2.78	2.45	+13.6%
10. Teachers inform you about your expected competencies, course outcomes and programme outcomes	2.96	2.68	+10.4%
11. Your mentor does a necessary follow-up with an assigned task to you.	2.76	2.53	+9.0%
12. The teachers illustrate the concepts through examples and applications.	3.11	2.86	+8.8%
13. The teachers identify your strengths and encourage you with providing right level of challenges.	2.74	2.47	+11.0%
14. Teachers are able to identify your weaknesses and help you to overcome them.	2.57	2.32	+10.9%
15. The institution makes effort to engage students in the monitoring, review and continuous quality improvement of the teaching learning process.	2.71	2.42	+12.1%
16. The institute/ teachers use student centric methods, such as experiential learning, participative learning and problem solving methodologies for enhancing learning experiences.	2.74	2.4	+14.1%
17. Teachers encourage you to participate in extracurricular activities.	3.08	2.69	+14.3%
18. Efforts are made by the institute/ teachers to inculcate soft skills, life skills and employability skills to make you ready for the world of work.	2.77	2.48	+11.8%
19. What percentage of teachers use ICT tools such as LCD projector, Multimedia, etc. while teaching	2.20	1.77	+24.2%
20. The overall quality of teaching-learning process in your institute is very good.	2.93	2.65	+10.5%
OverAll	2.83	2.51	+12.6%



Response Count Analysis

	Option 4	Option 3	Option 2	Option 1	Option 0
Question 1	637	413	161	81	26
Question 2	393	718	139	43	25
Question 3	624	348	217	78	51
Question 4	390	441	351	101	35
Question 5	627	480	146	35	30
Question 6	508	375	234	110	91
Question 7	395	301	275	159	188
Question 8	220	628	252	103	115
Question 9	337	559	285	74	63
Question 10	538	413	202	103	62
Question 11	437	451	214	106	110
Question 12	605	422	169	78	44
Question 13	491	376	194	132	125
Question 14	476	321	192	139	190
Question 15	311	563	268	108	68
Question 16	405	483	199	141	90
Question 17	513	529	180	54	42
Question 18	452	460	169	129	108
Question 19	303	367	215	154	279
Question 20	420	528	265	65	40

Score Distribution Analysis





Govt college Kullu-175101
UGC -NAAC accredited
B++institution Phone No.
&Fax -01902-222568
E-mail: gckullu-hp@nic.in

Score Analysis Short Summary:

- Over All Average Score Increased by **12.6 %**
- Last year's worst performing Question (Q19) improved by **24.2%**.
- **6 questions** scored more than 3.
- No question scored below previous year's score.
- Minimum Average Score Increased by **8.8%**
- Maximum average score increased by **24.2%**
- The lowest Average Score **2.2** (Q19)
- The highest Average Score **3.24** (Q5)



SATISFACTION SURVEY for Govt. College Kullu AQAR (2022-23)

Students Satisfaction Survey (SSS) was conducted among the students of the college through the College website. The questionnaire has been framed based on NAAC guidelines. Students have rated the question in a scale of 0 to 4. The result of this survey is based on the response of 2407 students.

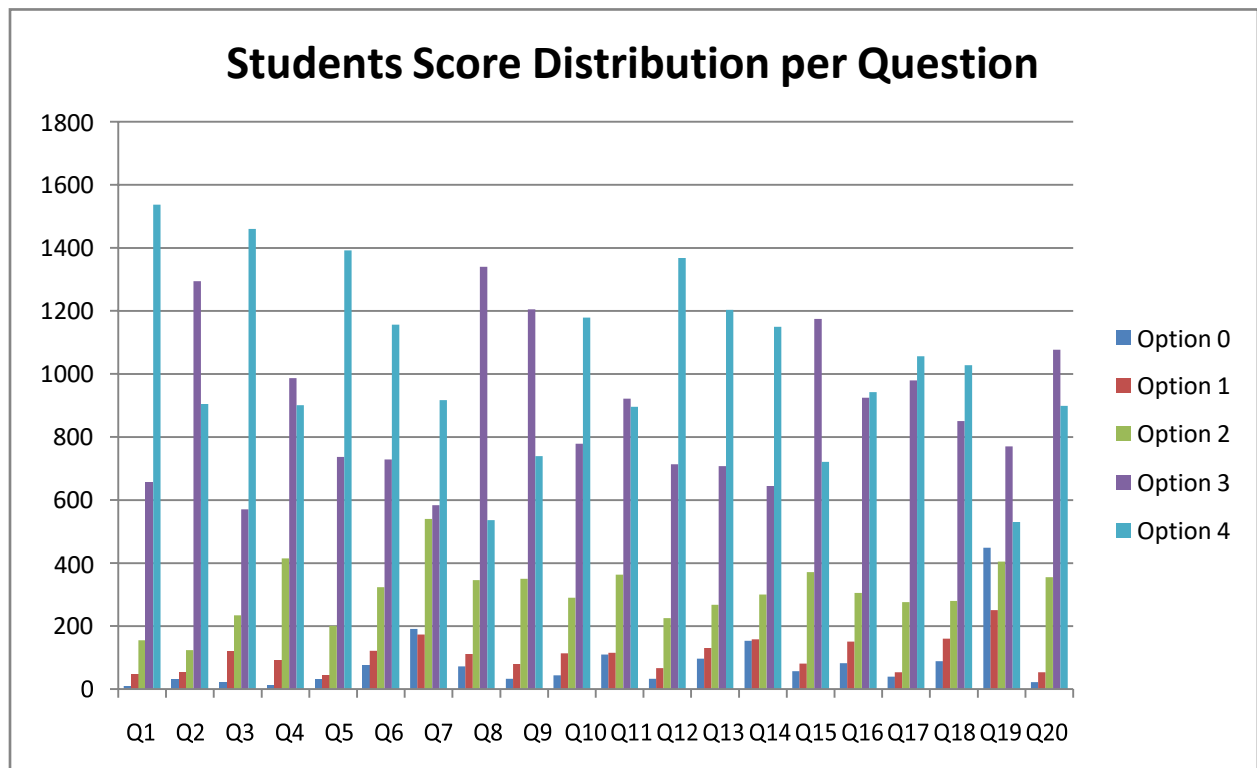
Number of responses received for the (SSS) survey =2407

Questions	Average Score	Previous Average	Change
1. How much of the syllabus was covered in the class?	3.52	3.18	+11%
2. How well did the teachers prepare for the classes?	3.24	3.07	+6%
3. How well were the teachers able to communicate?	3.38	3.07	+10%
4. The teacher's approach to teaching can best be described as	3.11	2.8	+11%
5. Fairness of the internal evaluation process by the teachers.	3.42	3.24	+6%
6. Was your performance in assignments discussed with you?	3.15	2.83	+11%
7. The institute takes active interest in promoting internship, student exchange, field visit opportunities for students.	2.77	2.42	+15%
8. The teaching and mentoring process in your institution facilitates you in cognitive, social and emotional growth.	2.90	2.56	+13%
9. The institution provides multiple opportunities to learn and grow.	3.06	2.78	+10%
10. Teachers inform you about your expected competencies, course outcomes and programme outcomes	3.22	2.96	+9%
11. Your mentor does a necessary follow-up with an assigned task to you.	2.99	2.76	+8%
12. The teachers illustrate the concepts through examples and applications.	3.38	3.11	+9%
13. The teachers identify your strengths and encourage you with providing right level of challenges.	3.16	2.74	+15%
14. Teachers are able to identify your weaknesses and help you to overcome them.	3.03	2.57	+18%
15. The institution makes effort to engage students in the monitoring, review and continuous quality improvement of the teaching learning process.	3.01	2.71	+11%
16. The institute/ teachers use student centric methods, such as experiential learning, participative learning and problem solving methodologies for enhancing learning experiences.	3.04	2.74	+11%
17. Teachers encourage you to participate in extracurricular activities.	3.23	3.08	+5%
18. Efforts are made by the institute/ teachers to inculcate soft skills, life skills and employability skills to make you ready for the world of work.	3.07	2.77	+11%
19. What percentage of teachers use ICT tools such as LCD projector, Multimedia, etc. while teaching	2.28	2.2	+4%
20. The overall quality of teaching-learning process in your institute is very good.	3.15	2.93	+8%
OverAll	3.1055	2.83	+10%



Response Count Analysis

	Option 0	Option 1	Option 2	Option 3	Option 4
Q1	10	48	155	656	1537
Q2	31	52	124	1294	905
Q3	20	120	235	571	1460
Q4	13	90	415	987	901
Q5	31	45	201	737	1392
Q6	75	122	324	729	1156
Q7	191	174	540	584	917
Q8	72	112	346	1340	536
Q9	32	80	350	1205	739
Q10	44	114	290	779	1179
Q11	110	116	363	922	895
Q12	32	67	225	714	1368
Q13	96	131	268	708	1203
Q14	153	158	301	645	1149
Q15	57	81	372	1175	721
Q16	82	151	306	925	942
Q17	40	54	276	980	1056
Q18	88	160	280	851	1027
Q19	449	251	405	771	530
Q20	22	54	355	1077	898





Govt college Kullu-175101
UGC -NAAC accredited
B++institution Phone No.
& Fax -01902-222568
E-mail: gckullu-hp@nic.in

Score Analysis Short Summary:

- Overall Score increased by 10% than previous year.
- 16 Questions scored more than 3.
- Question no 14 improved by 18%
- Question 1 scored Highest with 3.52 average score.
- Question no 19 scored lowest with 2.28

All Questions' score improved by at least 4% to a max

Internal Quality Assurance Cell

Govt. College Kullu

Feedback Analysis and Action Taken Report for the Session 2022-23

The students were asked to give their responses to 20 questions covering curricular and co- curricular aspects as well as teaching methodology. Apart from the feedback from the students on the prescribed proforma, the feedback and suggestions from the CSCA and hostellers were also collected. The teachers and mentors interact with the students in the classes and discuss with them about the problems they face in the college. According to the feedback collected from the students it was observed that the syllabus was completed by all the teachers well in time. The students for found satisfied by the overall teaching methodology, their ability to communicate in the class and the process of internal evaluation. The teachers were helpful and supportive not only in the academic areas but also in their overall development.

S. No. Suggestions Action Taken

1.	The existing problem regarding the shortage of classrooms.	The new building which is near completion will house the library, various classrooms, administration office will solve the problem of class rooms to a great extent.
2.	PG classes in more subjects.	MA in Hindi and TTM started in the college. Efforts are being made to start PG classes in more subjects.
3.	Sports facilities should be increased in the college. More students should get the opportunity to participate in the games	The construction of Indoor stadium has started and college level sports competitions will be held s that more number of students are able to participate.
4	The students need guidance for competitive exams and entrance exams for higher studies.	Career Counselling and Guidance Cell organizes lectures for guiding the students about different career options and teachers help them in preparation for entrance exams.
5	The library should be open during vacation also.	The library remains open during vacation.
6.	More books were needed in the	The library committee allocated funds

	library.	to different departments for purchasing the books. The relevant books were purchased on the recommendation of teachers.
7.	Workshops or skill based trainings should be organized.	Different departments organize workshops and provide short term trainings to the students.
8.	Internal Assessment should be shared with the students.	The teachers have been informed to do the needful.
9.	Kitchens and washrooms in boys and girls hostel needed repair.	Kitchens and washrooms in both the hostels were renovated/repared.

As per feedback received from the teachers, it was observed that they were able to complete their courses well in time. They were satisfied with the appropriateness of the curriculum and syllabi contents for placements and higher education. According to their responses, they found the teaching aids in college quite sufficient. Administration is accessible and supportive. The infrastructure is not very sufficient but is optimally utilized by the students and faculty. Most of the teachers are overburdened due to the shortage of faculty and they do not get time for other academic pursuits.

It was a general perception of the alumni as expressed by them in the meetings that the college is progressing in all aspects. While most of the alumni feel that the syllabi they studied were relevant and have helped them find prospects of livelihood, they feel that the other activities the college offered them have given them opportunities to develop holistically. Their learning experiences have translated into meaningful life-skills. Regarding the teaching-learning environment in the college, most of the alumni are satisfied with campus and infrastructure, the academic culture and warm environment. They were ready to contribute in the development of the college.

Binli Shakti

Coordinator IQAC

Uman
Principal
Govt. College
Kultu (H.P.)

**Internal Quality Assurance Cell
Govt. College Kullu**

Feedback Analysis and Action Taken Report for the Session 2021-22

A questionnaire having 20 questions covering curricular and co-curricular aspects as well as teaching methodology was circulated online among students. The students were asked to give their responses. The feedback was also taken by the teachers in their classes from the students, CSCA representatives and from the hostellers.

S. No. Suggestions Action Taken

1.	The major problem was regarding the shortage of classrooms.	The new building which is near completion will house the library, various classrooms, administration office will solve the problem of infrastructural limitation.
2.	Shortage of faculty in most of the disciplines	Being government institution the recruitment cannot be done at the institution level but the demand for faculty is sent to the higher authorities.
3.	The names of the teachers on leave should be displayed on the notice board.	One notice board near the Arts block and one near the Science block have been assigned for the purpose.
4.	Sports facilities should be increased in the college.	Basketball court is near completion and indoor stadium is proposed.
5.	PG classes in more subjects	The college has sent the proposal to the government regarding this.
6.	The score for the use of ICT by the teachers was low.	The teachers would be encouraged to use ICT tools wherever possible.
7.	The students need guidance for competitive exams and entrance exams for higher studies.	Career Counselling and Guidance Cell organizes lectures for guiding the students about different career options and teachers help them in preparation for entrance exams.
8.	Sanitary napkins incinerator was required in the girls' hostel	The incinerator has been installed in the girls' hostel.

The teachers are averagely satisfied with the prescribed syllabi/curriculum for transaction in their respective programmes. Most of the teachers are overburdened due to the shortage of faculty and they do not get time for other academic pursuits. It was a general perception of the alumni as expressed by them in the meetings that the college is progressing in all aspects. They were ready to contribute in the development of the college.

Coordinator IQAC

Pinli Shakel

Uman
Principal
Govt. College
Kullu (H.P.)