



# National Scholarship Portal

**NIC** राष्ट्रीय सूचना विज्ञान केंद्र  
National Informatics Centre

# About NSP

## Scholarships

NSP is a web based application that provides single stop solution for end-to-end scholarship process right from submission of student application, verification, sanction and disbursal to end beneficiary for different types scholarships provided by the various Ministries/Department of Government of India.



# FEATURES OF NSP

---



- Standardized, Simple and Single Form for Pre-Matric and Post-Matric Schemes
- Easy to Apply
- Interactive portal- help student to identify suitable scholarship offerings
- Enabled SMS/ Email Alerts/Notifications



# NSP Home Page



SCHOLARSHIP

For Academic Year 2020-21



**NATIONAL SCHOLARSHIP PORTAL**  
Ministry of Electronics & Information Technology,  
Government of India

 New Registration

 Login



[Home](#)

[About Us](#)

[Services](#)

[Important Documents](#)

[Institute Login](#)

[Officer's Login](#)




## Empowering and Inspiring Students to Excel as Life Long Learners

[SEARCH FOR INSTITUTE](#)

[DASHBOARD](#)




### Latest Updates

 National Scholarship Portal is open for Fresh and Renewal Applications.

### Central Schemes

 [Ministry of Minority Affairs](#)


 [Department of Empowerment of Persons with Disabilities](#)

 [Ministry of Social Justice & Empowerment](#)

### UGC / AICTE Schemes

### State Schemes

# Declaration by Applicant



# Before Registration process Students are required to keep following documents handy

Mon Aug 24 04:58:13 UTC 2020

For Academic Year 2020-21

| Home | A- A A+

Hindi



**National Scholarship Portal**

Ministry Of Electronics & Information Technology,  
Government of India

Fresh Student  
Registration  
Link



New User? Register



Login to Apply



Apply for Renewal



Search Institute/School/ITI



Scheme Wise Scholarship Sanctioned List



## Guidelines for Registration on National Scholarship Portal

Welcome to National Scholarship Portal (NSP)

### How to Apply?

Students applying for scholarship for the first time (**Fresh Students**) need to "**Register**" on the portal as fresh applicant by providing accurate and authenticated information as printed on their documents in the "**Student Registration Form**".

The registration form is required to be filled by parents / guardian of students who are below the age of 18 years on the date of registration.

Before initiating registration process, students / Parents / guardian are advised to keep the following documents handy:

1. Educational documents of student
2. Student's Bank account number and IFSC code of the bank branch

Note: For pre matric scholarship scheme, where students do not have their own bank account, parents can provide their own account details.

However, parents account number can only be used against scholarship applications for maximum two children.

3. Aadhaar number of the Student
4. If Aadhaar is not available, then Bonafide student certificate from Institute / School and
5. Aadhaar Enrolment ID or Scanned copy of Bank passbook
6. If Institute/School is different from domicile state of the applicant. then Bonafide student certificate from Institute / School.

# Brief Instructions to fill the online Application Form

Brief instructions for filling up the online Application Form are given below (Fields marked with \* are Mandatory fields):

<b>1. Date of Birth (DOB)*</b>	Provide DOB as printed in educational certificates.
<b>2. State of Domicile*</b>	<p>Domicile state means the state in which students have their permanent address.</p> <p>Students are required to provide their domicile state correctly as the "Application Id" allotted to them will be based on domicile state. This application Id will also be used as "Login Id" on the portal and for future references. Once allotted the student will not be allowed to change the domicile State under any circumstances.</p> <p>The student needs to provide a Bonafide Certificate in the prescribed proforma if the Students domicile state is different from the state of Institute/School, he/she is studying.</p>
<b>3. Scholarship Category*</b>	<p>Scholarship schemes are divided in following major categories described below (Students are required to select the relevant category based on their class/course in which they are studying):</p> <p>2.1 Pre-Matric Scholarship Scheme: For students studying from Class 1st to Class 10th.</p> <p>2.2 Post - Matric Scholarship scheme/Top Class Scholarship Scheme/Merit Cum Means Scholarship Scheme: For students studying from Class 11th, 12th and above including Courses like ITI, B.SC, B. Com., B. Tech, Medical /students studying top level colleges such as IITs and IIMs/ students doing Technical and Professional courses etc. (Attach a hyperlink mentioning details of schemes of different Ministries)</p>
<b>4. Name of Student*</b>	<p>Provide name as printed in educational certificates. For students applying for Post Matric, Top Class and MCM scholarship scheme preferably provide name as printed in class 10th certificate.</p> <p>For students providing Aadhaar number to ensure that your name is correct in your Aadhaar card.</p>
<b>5. Mobile Number*</b>	<p>Provide correct and authenticated mobile number, as all the communications and One-time passwords related to portal activities will be sent as SMS on this mobile number.</p> <p>(i) In case of Post Matric, Top Class and MCM scholarship scheme only one registration is allowed with one mobile number.</p> <p>(ii) For pre-matric scholarship scheme, where students do not have mobile number, parents' mobile number can be provided. The parents' mobile number can only be used for filling scholarship applications for maximum of their two children only.</p>

	Children Only.
<b>6. Email Id</b>	Provide correct and authenticated email id, as all the communications and One-time passwords related to portal activities will be sent on this email Id.
<b>7. Bank account details</b>	<p>Provide active bank account number and IFSC code of the bank branch of the student. The name of bank will be automatically mentioned based on your IFSC code. If not, then write it as printed on the bank passbook.</p> <p>In case of Post Matric, Top Class and MCM scholarship scheme one registration must be done with one bank account number. Whereas, for pre matric scholarship scheme, where students do not have their own bank account number parent's account number can be used. However, parent's account number can only be provided for maximum of their two children.</p>
<b>8. Identification Details</b>	<p>Select and provide the information in this field very carefully. You are required to select one of the following methods for identification details:</p> <p>7.1 Aadhaar Number: Students who have Aadhaar number are required to provide 12-digit Aadhaar number as printed on Aadhaar card.</p> <p>Upon submitting the registration form, the system will match the personal identification details of the applicant with the Aadhaar records.</p> <p>Only one registration is allowed with one Aadhaar number. However, if multiple applications of a student are found in the system at a later stage, all his/her applications are liable to be rejected.</p> <p>It may be noted that your Aadhaar Number could also be used for crediting scholarship amount in the bank account linked* to your Aadhaar number in fast track mode.</p> <p>For all such cases, where student does not possess Aadhaar, he is required to provide a bonafide certificate issued by his Institute/School in the prescribed proforma along-with Aadhaar enrolment number or scanned copy of first page of his Bank passbook (containing the photograph of the applicant)</p> <p>*To link your bank account with Aadhaar number for receiving scholarship in the same, please visit you bank branch and submit a "bank consent form for receiving DBT". You can check which bank is linked to your Aadhaar number on NPCI mapper here <a href="https://resident.uidai.gov.in/bank-mapper">https://resident.uidai.gov.in/bank-mapper</a> or through Aadhaar-enabled micro-ATM machine of any of these banks.</p>



# After reading instructions click to continue

## Important Note:

1. After submitting the application, the default login id and password to log into NSP portal will be sent to the provided mobile number. In case the password is not received, the option for forgot password at login page shall be used.
2. Students are advised to provide "Annual Family Income" as per the Income Certificate issued by competent authority in their scholarship application.

## Undertaking By Applicant or Parents/Guardian(In Case of Minor)

I agree to the following: /मैं निम्नलिखित के लिए सहमत हूँ


- I have read and understood the guidelines for registration.  
मैंने पंजीकरण के लिए दिशानिर्देशों को पढ़ा और समझा है:
- I am aware that if more than one application is found to be filled (fresh or renewal), all my/my child's/ward's applications are liable to be rejected.  
मैं जागरूक हूँ कि यदि एक से अधिक आवेदन भरे हुए (ताज़ा या नवीनीकरण) पाए जाते हैं, तो मेरे सभी आवेदन अस्वीकार कर दिए जाने योग्य हैं।
- I am aware that my bank account details may be changed only once after due process in accordance with the provisions of the process.  
मैं जागरूक हूँ कि मेरे द्वारा प्रदान किए गए बैंक खाते के विवरण में किसी भी बदलाव प्रावधानों के अनुसार नियत प्रक्रिया के बाद केवल एक बार किया जा सकता है।

Continue....

Continue

AY 2020-21

Registration Process



# Fresh Registration For Academic Year 2020-21

State of Domicile \*

? Scholarship Category \*

?

Name of Student \*

? Scheme Type \*

?

Date of Birth (DD/MM/YYYY) \*

Gender \*

Mobile Number \*

? Email Id

Bank IFSC Code \*

Confirm Bank IFSC Code \*

Bank A/C Number \*


? Confirm Bank A/C Number \*

Bank IFSC Code \*

Bank A/C Number \*

Bank Name \*

Identification Detail \*

Choose your option 

- Choose your option
- Aadhaar Number
- Bank A/C Number

Confirm Bank IFSC Code \*

? Confirm Bank A/C Number \*



\*\*\*For first time login, OTP (One Time Password) sent by NSP on the above provided mobile number will be required. Please verify mobile number before registering.

REGISTER

Identification Detail \*

Aadhaar Number

Aadhaar Number



Captcha Code \*

Captcha...



- I have voluntarily submitted my Aadhaar number and I am aware that it will be used to establish my identity before I can get scholarship from any one of the schemes listed on NSP.  
मैंने स्वेच्छा से अपना आधार नंबर जमा कर दिया है और मैं जागरूक हूँ कि NSP पर सूचीबद्ध योजनाओं में से किसी एक से छात्रवृत्ति प्राप्त करने से पहले इसका उपयोग मेरी पहचान स्थापित करने के लिए किया जाएगा।
- I am aware that my identity will be established by matching my personal identification details available in Aadhaar records.  
मैं जागरूक हूँ कि आधार रिकॉर्ड में मेरा व्यक्तिगत पहचान विवरण मिला कर मेरी पहचान स्थापित की जाएगी।
- I am aware that my Aadhaar Number (if found correct) could also be used for making scholarship payments in the bank account linked\* to my Aadhaar number.  
मैं जागरूक हूँ कि मेरे आधार नंबर का उपयोग (यदि सही पाया गया) तो, मेरे आधार नंबर से जुड़े बैंक खाते में छात्रवृत्ति भुगतान करने के लिए भी किया जा सकता है।

\*To link your bank account with Aadhaar number for receiving scholarship in the same, please visit you bank branch and submit a "bank consent form for receiving DBT". You can check which bank is linked to your Aadhaar number on NPCI mapper here <https://resident.uidai.gov.in/bank-mapper> or through Aadhaar-enabled micro-ATM machine of any of these banks.

**\*\*\*** For first time login, OTP (One Time Password) sent by NSP on the above provided mobile number will be required. Please verify mobile number before registering.

Identification Detail \*

Bank A/C Number

\*\* Bank Passbook copy (File Type PDF & JPEG, Maxsize 200 KB) \*

Choose File No file chosen

\*\* Student should upload the First page of Bank/Postal Account Passbook with photo, In the name of the applicant(either single or joint account with his/her parents/guardian)

Aadhaar Enrolment Id

Date/Time (dd/mm/yyyy hh:mm:ss)

\_\_\_/\_\_\_/\_\_\_

\_\_\_/\_\_\_/\_\_\_:\_\_:\_\_

EID Scan Copy (File Type PDF & JPEG, Maxsize 200 KB)

Choose File No file chosen

Captcha Code \*

Captcha...





I don't have Aadhaar.

I will upload bonafied student certificate from School/Institute.

\*\*\* For first time login, OTP (One Time Password) sent by NSP on the above provided mobile number will be required. Please verify mobile number before registering.

# New Registration Process



## Fresh Registration For Academic Year 2021-22

<b>State of Domicile *</b>	<b>Scholarship Category *</b>
<input type="text" value="Choose your option"/>	<input type="text" value="Choose your option"/>
<b>Name of Student *</b>	<b>Scheme Type *</b>
<input type="text"/>	<input type="text" value="Choose your option"/>
<b>Date of Birth (DD/MM/YYYY) *</b>	<b>Gender *</b>
<input type="text" value="__/__/____"/>	<input type="text" value="Choose your option"/>
<b>Mobile Number *</b>	<b>Email Id</b>
<input type="text"/>	<input type="text"/>
<b>Bank IFSC Code *</b>	<b>Confirm Bank IFSC Code *</b>
<input type="text"/>	<input type="text"/>
<b>Bank A/C Number *</b>	<b>Confirm Bank A/C Number *</b>
<input type="text"/>	<input type="text"/>
<b>Identification Detail *</b>	
<input type="text" value="Choose your option"/>	
<input type="text" value="Choose your option"/>	
<input type="text" value="Aadhaar"/>	
<input type="text" value="Aadhaar enrolment ID (EID)"/>	
<input type="text" value="Bank Account (In case you don't have Aadhaar)"/>	



\*\*\*For first time login, OTP (One Time Password) sent by NSP on the above provided mobile number will be required. Please verify mobile number before registering.

REGISTER



Name of Student \*

TEST

Date of Birth (DD/MM/YYYY) \*

21/07/1992

Mobile Number \*

9818773740

Bank IFSC Code \*

.....

Bank A/C Number \*

.....

Bank Name \*

STATE BANK OF INDIA

Identification Detail \*

Aadhar

Captcha Code \*

Captcha...

Scheme Type \*

Scholarship Scheme

Gender \*

Male

Email Id

davinderyadav@gmail.com

Confirm Bank IFSC Code \*

SBIN0000001

Confirm Bank A/C Number \*

111111111111111111

Bank Address

STATE BANK OF INDIA

Aadhaar Number

d 2 v 8 L Q



- I have voluntarily submitted my Aadhaar number and I am aware that it will be used to establish my identity before I can get scholarship from any one of the schemes listed on NSP.  
मैंने स्वेच्छा से अपना आधार नंबर जमा कर दिया है और मैं जागरूक हूँ कि NSP पर सूचीबद्ध योजनाओं में से किसी एक से छात्रवृत्ति प्राप्त करने से पहले इसका उपयोग मेरी पहचान स्थापित करने के लिए किया जाएगा।
- I am aware that my identity will be established by matching my personal identification details available in Aadhaar records.  
मैं जागरूक हूँ कि आधार रिकॉर्ड में मेरा व्यक्तिगत पहचान विवरण मिला कर मेरी पहचान स्थापित की जाएगी।
- I am aware that my Aadhaar Number (if found correct) could also be used for making scholarship payments in the bank account linked\* to my Aadhaar number.  
मैं जागरूक हूँ कि मेरे आधार नंबर का उपयोग (यदि सही पाया गया) तो, मेरे आधार नंबर से जुड़े बैंक खाते में छात्रवृत्ति भुगतान करने के लिए भी किया जा सकता है।

\*To link your bank account with Aadhaar number for receiving scholarship in the same, please visit you bank branch and submit a "bank consent form for receiving DBT". You can check which bank is linked to your Aadhaar number on NPCI mapper here <https://resident.uidai.gov.in/bank-mapper> or through Aadhaar-enabled micro-ATM machine of any of these banks.

\*\*\*For first time login, OTP (One Time Password) sent by NSP on the above provided mobile number will be required. Please verify mobile number before registering.

REGISTER

Date of Birth (DD/MM/YYYY) \*

21/07/2005

Gender \*

Male

Mobile Number \*

9818773740

Email Id

davinderyadav@gmail.com

Bank IFSC Code \*

.....

Confirm Bank IFSC Code \*

SBIN0000001

Bank A/C Number \*

.....

Confirm Bank A/C Number \*

11111111111111111111

Bank Name \*

STATE BANK OF INDIA

Bank Address

STATE BANK OF INDIA

Identification Detail \*

Aadhar

Aadhaar Number

Captcha Code \*

Captcha...

d<sup>2</sup>v<sup>8</sup>LQ

- I have voluntarily submitted the Aadhaar number of my child / ward and I am aware that it will be used to establish his/her identity before he/she can get scholarship from any one of the schemes listed on NSP.  
मैंने स्वेच्छा से अपने बच्चे / वार्ड का आधार नंबर जमा किया है और मुझे पता है कि इसका उपयोग उसकी / उसकी पहचान स्थापित करने के लिए किया जाएगा, ताकि वह NSP में सूचीबद्ध किसी भी योजना से छात्रवृत्ति प्राप्त कर सके।।
- I am aware that my child / ward's Aadhaar number will be used to establish his/her identity by matching his/her personal identification details available in Aadhaar records of UIDAI.  
मैं जागरूक हूँ कि मेरे बच्चे / वार्ड के आधार नंबर का उपयोग UIDAI के आधार रिकॉर्ड में उसका व्यक्तिगत पहचान विवरण मिलान करके उसकी पहचान स्थापित करने के लिए किया जाएगा। मैं जागरूक हूँ कि वैकल्पिक रूप से, मेरे बच्चे / वार्ड का बैंक खाता खाते का विवरण भी प्रस्तुत किया जा सकता है।
- I am aware that the Aadhaar Number of my child (if found correct) could also be used for making scholarship payments in the bank account linked\* to the Aadhaar number of the child.  
मैं जागरूक हूँ कि मेरे बच्चे / वार्ड का आधार नंबर का उपयोग (यदि सही पाया गया), तो उसके आधार नंबर से जुड़े बैंक खाते में छात्रवृत्ति भुगतान करने के लिए भी किया जा सकता है।

\*To link your bank account with Aadhaar number for receiving scholarship in the same, please visit you bank branch and submit a "bank consent form for receiving DBT". You can check which bank is linked to your Aadhaar number on NPCI mapper here <https://resident.uidai.gov.in/bank-mapper> or through Aadhaar-enabled micro-ATM machine of any of these banks.

\*\*\*For first time login, OTP (One Time Password) sent by NSP on the above provided mobile number will be required. Please verify mobile number before registering.

REGISTER

Date of Birth (DD/MM/YYYY) \*

21/07/2005

Gender \*

Male

Mobile Number \*

9818773740

Email Id

davinderyadav@gmail.com

Bank IFSC Code \*

.....

Confirm Bank IFSC Code \*

SBIN0000001

Bank A/C Number \*

.....

Confirm Bank A/C Number \*

11111111111111111111

Bank Name \*

STATE BANK OF INDIA

Bank Address

STATE BANK OF INDIA

Identification Detail \*

Aadhar Enrolment ID (EID)

\*\* Bank Passbook copy (File Type PDF & JPEG, Maxsize 200 KB) \*

Choose File No file chosen

\*\* Student should upload the First page of Bank/Postal Account Passbook ( with photo ), in the name of the applicant(either single or joint account with his/her parents/guardian)

Aadhaar Enrolment Id

\_\_\_/\_\_\_/\_\_\_

Date/Time (dd/mm/yyyy hh:mm:ss)

\_\_\_/\_\_\_/\_\_\_ :\_\_:\_\_\_

EID Scan Copy (File Type PDF & JPEG, Maxsize 200 KB)

Choose File No file chosen

Captcha Code \*

Captcha...



I will upload bonafide student certificate from School/Institute.

\*\*\* For first time login, OTP (One Time Password) sent by NSP on the above provided mobile number will be required. Please verify mobile number before registering.

REGISTER

.....



SBIN0000001

Bank A/C Number \*

.....

Confirm Bank A/C Number \*

11111111111111111111

Bank Name \*

STATE BANK OF INDIA

Bank Address

STATE BANK OF INDIA

Identification Detail \*

Bank Account (in case you don't have Aadhaar) ▾

\*\* Bank Passbook copy (File Type PDF & JPEG, Maxsize 200 KB) \*

Choose File No file chosen

\*\* Student should upload the First page of Bank/Postal Account Passbook ( with photo ), in the name of the applicant(either single or joint account with his/her parents/guardian)

You are requested to get yourself enrolled in Aadhaar

To find the nearest Aadhaar Enrollment Centre, [click here](#).

I will enroll and submit the aadhaar.

I have checked the above link. There is no Aadhaar Enrollment Centre in my Sub District/Tehsil/Block and I need assistance for Aadhaar Enrollment.  
(If you select the checkbox, you may be contacted for suitable assistance.)

Captcha Code \*

Captcha...




I will upload bonafide student certificate from School/Institute.

\*\*\*For first time login, OTP (One Time Password) sent by NSP on the above provided mobile number will be required. Please verify mobile number before registering.

REGISTER

# For UT of J&K, UT of Ladakh, Assam and Manipur

..... Bank A/C Number *	SBIN0000001 Confirm Bank A/C Number *
.....	11111111111111111111
Bank Name * STATE BANK OF INDIA	Bank Address STATE BANK OF INDIA
Identification Detail * Bank Account (in case you don't have Aadhaar) ▾	
** Bank Passbook copy (File Type PDF & JPEG, Maxsize 200 KB) * Choose File No file chosen	
** Student should upload the First page of Bank/Postal Account Passbook (with photo), in the name of the applicant(either single or joint account with his/her parents/guardian)	
Captcha Code * Captcha...	
<input type="checkbox"/> I will upload bonafide student certificate from School/Institute.	
***For first time login, OTP (One Time Password) sent by NSP on the above provided mobile number will be required. Please verify mobile number before registering.	
<input type="button" value="REGISTER"/>	

# Details to be filled in online Application Form

Mon Aug 24 04:59:30 UTC 2020

For Academic Year 2020-21

| Home | A- A A+

Hindi



## National Scholarship Portal

Ministry Of Electronics & Information Technology,  
Government of India



New User? Register



Login to Apply



Apply for Renewal



Search Institute/School/ITI



Scheme Wise Scholarship Sanctioned List

## Fresh Registration For Academic Year 2020-21

State of Domicile \*

UTTAR PRADESH



Scholarship Category \*

Post Matric/Top Class/MCM



Name of Student \*

ANKIT GUPTA



Scheme Type \*

Scholarship Scheme



Date of Birth (DD/MM/YYYY) \*

01/01/2000



Gender \*

Male

Mobile Number \*

9999999999



Email Id

test@gmail.com

Bank IFSC Code \*

.....



Confirm Bank IFSC Code \*

SBIN0001234

Bank A/C Number \*



Confirm Bank A/C Number \*


# After filling the details click register

Fill your Aadhaar details

Bank Name \* STATE BANK OF INDIA Bank Address STATE BANK OF INDIA

Identification Detail \* Aadhaar Number 123456789123

Captcha Code \* DQZ7vB



- I have voluntarily submitted my Aadhaar number and I am aware that it will be used to establish my identity before I can get scholarship from any one of the schemes listed on NSP.  
मैंने स्वेच्छा से अपना आधार नंबर जमा कर दिया है और मैं जागरूक हूँ कि NSP पर सूचीबद्ध योजनाओं में से किसी एक से छात्रवृत्ति प्राप्त करने से पहले इसका उपयोग मेरी पहचान स्थापित करने के लिए किया जाएगा।
- I am aware that my identity will be established by matching my personal identification details available in Aadhaar records.  
मैं जागरूक हूँ कि आधार रिकॉर्ड में मेरा व्यक्तिगत पहचान विवरण मिला कर मेरी पहचान स्थापित की जाएगी।
- I am aware that my Aadhaar Number (if found correct) could also be used for making scholarship payments in the bank account linked\* to my Aadhaar number.  
मैं जागरूक हूँ कि मेरे आधार नंबर का उपयोग (यदि सही पाया गया) तो, मेरे आधार नंबर से जुड़े बैंक खाते में छात्रवृत्ति भुगतान करने के लिए भी किया जा सकता है।

\*To link your bank account with Aadhaar number for receiving scholarship in the same, please visit you bank branch and submit a "bank consent form for receiving DBT". You can check which bank is linked to your Aadhaar number on NPCI mapper here <https://resident.uidai.gov.in/bank-mapper> or through Aadhaar-enabled micro-ATM machine of any of these banks.

\*\*\*For first time login, OTP (One Time Password) sent by NSP on the above provided mobile number will be required. Please verify mobile number before registering.

REGISTER

Student fill the required information and click "Register" button

Verify Mobile no. for OTP



# These details to be filled when Student is not having Aadhaar Card

Bank Name \* STATE BANK OF INDIA Bank Address STATE BANK OF INDIA

Identification Detail \* Bank A/C Number

\*\* Bank Passbook copy (File Type PDF & JPEG, Maxsize 200 KB) \*  
Choose File No file chosen

\*\* Student should upload the First page of Bank/Postal Account Passbook with photo, In the name of the applicant(either single or joint account with his/her parents/guardian)

Aadhaar Enrolment Id

Aadhaar Enrolment Id 1234/56781/23456 Date/Time (dd/mm/yyyy hh:mm:ss) 11/11/1111 11:11:11

EID Scan Copy (File Type PDF & JPEG, Maxsize 200 KB)  
Choose File No file chosen

Captcha Code \* DQZ7vB

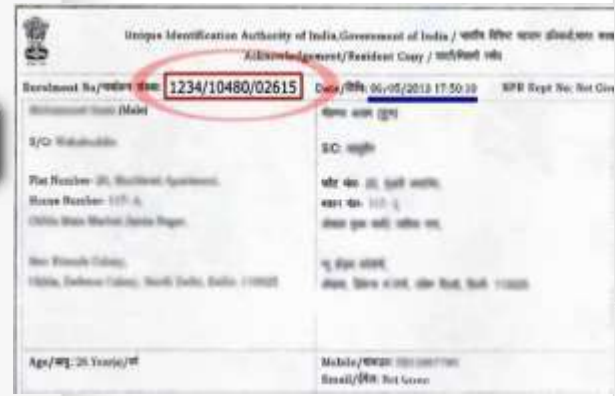


- I don't have Aadhaar.
- I will upload bonafied student certificate from School/Institute.

\*\*\*For first time login, OTP (One Time Password) sent by NSP on the above provided mobile number will be required. Please verify mobile number before registering.

REGISTER

Student fill the required information and click "Register" button





# Student Application Id is created and Password sent to registered mobile number

Mon Aug 24 05:09:33 UTC 2020

For Academic Year 2020-21

| Home |

A-

A

A+

Hindi



**National Scholarship Portal**

Ministry Of Electronics & Information Technology,  
Government of India



New User? Register



Login to Apply



Apply for Renewal



Search Institute/School/ITI



Scheme Wise Scholarship Sanctioned List

**STUDENT REGISTERED SUCCESSFULLY**

**STUDENT APPLICATION ID**

**UP202021000489436**


Login Id

\* Kindly Note it down for future Reference. This will serve as your login id and password sent at your registered mobile number

CONTINUE

CLOSE

# Password sent to registered mobile number



Password



# Student Login for Fresh Application

Mon Aug 24 05:10:05 UTC 2020

For Academic Year 2020-21

| Home

| A- A A+

| Hindi



## National Scholarship Portal

Ministry Of Electronics & Information Technology,  
Government of India



New User? Register

Login to Apply

Apply for Renewal



Search Institute/School/ITI

Scheme Wise Scholarship Sanctioned List



Application Id



### Login for Fresh Application



C S W W K



Can't See? Click on Refresh Button.



Login

[New Student ? Register Here](#)

[Forgot Application Id?](#)

[Forgot Password?](#)

Password

# Change of Mobile Number

Mon Aug 24 05:11:54 UTC 2020

For Academic Year 2020-21

| Home |

A-

A

A+

Hindi



**National Scholarship Portal**

Ministry Of Electronics & Information Technology,  
Government of India



New User? Register



Login to Apply



Apply for Renewal



Search Institute/School/ITI



Scheme Wise Scholarship Sanctioned List

## One Time Password(OTP)

OTP has been sent on your Registered Mobile No./Email Id

Please Enter 5 Digit OTP \*

Confirm OTP

Resend OTP

Change Mobile Number

Confirm OTP, after OTP has been send to registered mobile no./Email Id

# Update Mobile Number



**National Scholarship Portal**  
Ministry Of Electronics & Information Technology,  
Government of India



- New User? Register
- Login to Apply
- Apply for Renewal
- Search Institute/School/ITI
- Scheme Wise Scholarship Sanctioned List

### Update Mobile Number

Mobile Number

[Update & Send OTP](#)

Enter mobile number

Click update button

# For Change Of Password

Mon Aug 24 05:14:34 UTC 2020

For Academic Year 2020-21

| Home |

A- A A+

Hindi



**National Scholarship Portal**

Ministry Of Electronics & Information Technology,  
Government of India



New User? Register

Login to Apply

Apply for Renewal

Search Institute/School/ITI

Scheme Wise Scholarship Sanctioned List

Enter New  
password

### Change Password

New Password :: \*

Confirm new Password :: \*

Your password must satisfy the following ::

- (1) Should be min 8 character long.
- (2) At least one alphabet [ a - z , A - Z ] .
- (3) At least one numeric value [ 0 - 9 ] .
- (4) At least one special characters [ @#\_ \* ] .

Confirm New  
password

# When student Will Login It will appear like this

Mon Aug 24 05:15:00 UTC 2020

[Skip to main content](#) | [Screen Reader Access](#) | [Sitemap](#) | [Home](#) | [A-](#) [A](#) [A+](#) [Hindi](#)



## National Scholarship Portal

Ministry Of Electronics & Information Technology,  
Government of India



Welcome: ANKIT GUPTA

Application ID: UP202021000489436

Profile of the Student  
with application Id



HOME



Application Form



Add Aadhaar Number



Check Your Status



Print Your Application



Change Password



Welcome, ANKIT GUPTA

Application ID: UP202021000489436

Student Name

Application Id

### Current Status



Application Id	UP202021000489436
Application Status	Submit your application

### Verification Details

Application Verified BY School/Institute/College	No
Applicant Aadhaar Verified	No
Applicant Bank Account Detail Validated	No

# Changes in the Application form

ACADEMIC YEAR 2021-2022





# Application Form Of Student

Ministry Of Electronics & Information Technology  
Government of India

Application Form

Add Aadhaar Number

Add EID

Check Your Status

Print Your Application

Change Password

TRIPURA

Pre-Matric

Ration Card No. \*  
161000700735

Name of Student \*  
RAM

Community/Category \*  
Choose your option

Aadhaar Number

Date of Birth \*  
21/03/2003

Gender \*  
Male

Religion \*  
Choose your option

Father Name \*

Mother Name \*

Annual Family Income \*

Mobile Number \*  
9650332108

Email Id

Day Scholar/Hosteler \*  
Day Scholar

Academic Details

Choose your Option

Select your Institute

Admission/Enrollment/Registration No

Admission Year  
0

Roll No.

Section

Present Class/Course \*

Present Class Start Date \*

Select Your Member Id From Ration Card No:161000700735

S.NO.	SELECT	MEMBER ID	MEMBER NAME
1	<input type="radio"/>	16100070073501	ANAMIKA ROY CHOUDHURY
2	<input type="radio"/>	16100070073502	ARGHA DIP ROY

Introduction of entry of Ration card member id for students of Tripura

# General Information and Selection Of Institute Contd..

Browser tabs: Fwd: MPR for the month of A, Towards Data Science, National Scholarship Scheme, hdfc noida sector 63 ifsc codi, New tab

URL: https://scholarships.gov.in/fresh/studentRegPartOne

Ministry Of Electronics & Information Technology, Government of India

Digital India Power To Empower A Digital India Initiative

**HOME**

Application Form

Add Aadhaar Number

Add EID

Check Your Status

Print Your Application

Change Password

### General Information

<b>State of Domicile *</b>	TRIPURA	<b>Scholarship Category *</b>	Pre Matric
<b>Ration Card No. *</b>	161000700735	<b>Ration Card Member Id</b>	16100070073501
<b>Name of Student *</b>	RAM	<b>Name As in Ration Card</b>	ANAMIKA ROY CHOUDHURY
<b>Community/Category *</b>	Choose your option	<b>Date of Birth *</b>	21/03/2003
<b>Aadhar Number</b>		<b>Gender *</b>	Male
<b>Mobile Number *</b>	9650332108	<b>Religion *</b>	Choose your option
<b>Father Name *</b>		<b>Mother Name *</b>	
<b>Annual Family Income *</b>		<b>Day Scholar/Hosteler *</b>	Day Scholar
<b>Email Id</b>			

### Academic Details

<b>Admission/Enrollment/Registration No</b>	<b>Admission Year</b>	<b>Roll No.</b>	<b>Section</b>
	0		
<b>Present Class/Course *</b>	<b>Present Class Start Date *</b>		
Choose your Option			

**Select your Institute**

Selection of Institute by student

# Institute Selection By The Student Contd..

The screenshot shows a web browser window with the URL <https://scholarships.gov.in/fresh/studentRegPartOne>. The page is for a student registration process, with 'TRIPURA' selected for the state and 'Pre Matric' for the level. A modal window titled 'Select your Institute' is open, providing two methods for selecting an institute:

- Method 1:** Selecting an 'Institution State' and 'Institution District' from dropdown menus, followed by a 'Get Institution List' button.
- Method 2:** Searching by 'AISHE/DISE/ITI(NCVT) Code in AISHE/DISE/ITI(NCVT) Code Master'. This involves entering a code in a text field and clicking a 'Get Institute Based on Entered AISHE/DISE/ITI(NCVT) Code' button.

The modal window also features a 'Close' button in the bottom right corner. The background page shows various application steps like 'Application Form', 'Add Aadhaar Number', 'Add EID', 'Check Your Status', 'Print Your Application', 'Change Password', 'Withdraw Application', and 'Logout'. The Windows taskbar at the bottom shows the time as 13:42 on 31-08-2021.

# Click on select according to the selection of the Institute Contd..

The screenshot shows a web browser window with the URL <https://scholarships.gov.in/fresh/studentRegPartOne>. The page is titled "Select your Institute" and displays a modal dialog box titled "DO YOU WANT SELECT INSTITUTE". The dialog box contains the text "Test Institute (NSP-0787) TestKAMRUP METROPOLITAN, ASSAMNSP-0787" and two buttons: "SELECT" (green) and "CANCEL" (red). A blue callout box with the text "Click on select after the selection of the Institute" has an arrow pointing to the "SELECT" button.

Below the dialog box, there is a section titled "Search By AISHE/DISE/ITI(NCVT) Code in AISHE/DISE/ITI(NCVT) Code Master". It includes a text input field for "Enter AISHE/DISE/NCVT/SCVT Code" and a green button labeled "Get Institute Based on Entered AISHE/DISE/ITI(NCVT) Code". Below this, there is a search bar with "test" entered and a "Search:" label. The search results are displayed in a table:

S.NO.	INSTITUTION NAME
1083	Test Institute (NSP-0787) TestKAMRUP METROPOLITAN, ASSAM

At the bottom of the table, it says "Showing 1 to 1 of 1 entries (filtered from 1,131 total entries)". There are "Previous" and "Next" navigation buttons, and a "Close" button at the bottom right of the dialog box.

# After selecting, the Institute name will come under Academic details Contd..

Browser tabs: Fwd: MPR for the month of A, Towards Data Science, National Scholarship Scheme, hdfc noida sector 63 ifsc cod, New tab

URL: <https://scholarships.gov.in/fresh/studentRegPartOne>

**Personal Details:**

Name of Student *	Date of Birth *	Gender *	Religion *
RAM	21/03/2003	Male	Sikh
Community/Category *	Father Name *	Mother Name *	Annual Family Income *
OBC	ak shingh	sukwinder kaur	5000
Aadhar Number	Mobile Number *	Email Id	Day Scholar/Hosteler *
	9650332108		Day Scholar

**Academic Details:**

**Institute Name** (highlighted in blue box)

Test Institute (NSP-0787) TestKAMRUP METROPOLITAN, ASSAMNSP-0787 Select your Institute

Admission/Enrollment/Registration No	Admission Year	Roll No.	Section
4454	2021	5565	a
Present Class/Course *	Present Class Start Date *		
VIII	01/08/2021		
Mode of Study *	Last Examination Passed *	Previous Passing Year *	Previous Class(%) *
Regular/Full Time	VII	2021	75
Competitive Exam Qualified	Exam Conducted By	Competitive Exam Roll No	Competitive Exam Year
Choose your Option	Choose your option		

**Other Details:**

Is Orphan *	Gaurdian Name *	Is Disabled *	Type of Disability *	% of Disability *
No		No	Choose your option	0
Marital Status *	Parents Profession *	IFSC Code *	Bank Account Number *	

**Navigation Panel (Left):**

- Add Aadhaar Number
- Add EID
- Check Your Status
- Print Your Application
- Change Password
- Withdraw Application
- Logout

**Blue Callout Box:** Entry of Admission/Enrollment/Registration no and admission year, roll no and section of students

Windows Taskbar: Type here to search, 25°C, AQI 139, 13:43, 31-08-2021

# Fill Other Details and Click Save and Continue Contd..

Browser tabs: Fwd: MPR for the month of A, Towards Data Science, National Scholarship Scheme, hdfc noida sector 63 ifsc cod, New tab

URL: https://scholarships.gov.in/fresh/studentRegPartOne

Check Your Status

Print Your Application

Change Password

Withdraw Application

Logout

### Academic Details

Test Institute (NSP-0787) TestKAMRUP METROPOLITAN, ASSAMNSP-0787 Select your Institute

Admission/Enrollment/Registration No	Admission Year	Roll No.	Section
4454	2021	5565	a
Present Class/Course *	Present Class Start Date *		
VIII	01/08/2021		
Mode of Study *	Last Examination Passed *	Previous Passing Year *	Previous Class(%) *
Regular/Full Time	VII	2021	75
Competitive Exam Qualified	Exam Conducted By	Competitive Exam Roll No	Competitive Exam Year
Choose your Option	Choose your option		

### Other Details

Is Orphan *	Gaurdian Name *	Is Disabled *	Type of Disability *	% of Disability *
No		No	Choose your option	0
Marital Status *	Parents Profession *	IFSC Code *	Bank Account Number *	
Un Married	Others	HDFC0000975	787688686	

**\*\*From Academic Year 2020-21, Fees of the students will be entered directly by the Institute**

Save & Continue

© Copyright 2018, National Scholarship Portal

Windows taskbar: Type here to search, 13:43, 31-08-2021

# Student has to select the Scheme Details and upload the documents Contd..

The screenshot displays the 'National Scholarship Scheme' portal. On the left is a navigation menu with options: HOME, Application Form, Add Aadhaar Number, Add EID, Check Your Status, Print Your Application, and Change Password. The main content area is divided into three sections:

- Contact Details:** Includes dropdowns for State (TRIPURA), Home District (GOMATI), and Block/Taluk (GOMATI). Text input fields for House No./Street No.etc (twst) and Pincode (111111).
- Scheme Details:** A table with columns SNO and Select the Scheme to Apply. Row 1: SNO 1, PRE MATRIC SCHOLARSHIPS FOR MINORITY (selected).
- Upload Documents:** A table with columns SNO., Documents Type, View Document, Action, and Doc Format. Row 1: SNO. 1, Documents Type Bonafide student of Institution, View Document Not Uploaded, Action Upload (button), Doc Format Download.

Annotations include a blue box 'Select the Scheme' pointing to the selected scheme, and another blue box 'Click to upload the documents' pointing to the 'Upload' button.

SNO.	Documents Type	View Document	Action	Doc Format
1	Bonafide student of Institution	Not Uploaded	<a href="#">Upload</a>	Download

# Fill the information and click upload now Contd..

The screenshot shows a web browser window with the URL <https://scholarships.gov.in/fresh/studentRegPartTwo.action>. The page displays a 'Documents Upload' modal form with the following fields:

- Certificate Number:** 878
- Date of Issue:** 01/08/2021
- Place of Issue:** Assam
- Issued By:** self

Below these fields, there is a section for file upload with the instruction: **Upload File(Only .PDF & .JPEG File Type with Max Size 200KB)**. A file named `_change-request-form.pdf` is shown as uploaded. A green **Upload Now** button is present. At the bottom of the modal, a message states: **Document Uploaded Successfully**.

The background shows a sidebar with navigation options: HOME, Application Form, Add Aadhaar Number, Add EID, Check Your Status, Print Your Application, Change Password, Withdraw Application, and Logout. The main content area includes dropdowns for State, Home District, and Block/Taluk, and a table with columns for SNO., Documents Type, View Document, and Action. The footer contains the copyright notice: © Copyright 2018, National Scholarship Portal.



# Next Slide will display the message that Application has been saved Successfully

Government of India | A Digital India Initiative

https://scholarships.gov.in/fresh/studentRegPartThree.action

**Application has been Saved Successfully**

**Contact Details**

State \*  Home District \*  Block/Taluk

House No./Street No.etc \*  Pincode \*

**Scheme Details**

SNO      Select the Scheme to Apply

1       PRE MATRIC SCHOLARSHIPS FOR MINORITY

**Upload Documents**

(Scholarship Amount less than Rs.50000/-, No Need to Upload any Document. Submit Copy of the Documents in School / College / Institute.)

SNO.	Documents Type	View Document	Action	Doc Format
1	Bonafide student of Institution		<input type="button" value="Upload"/>	Download

HOME

Application Form

Add Aadhaar Number

Add EID

Check Your Status

Print Your Application

Change Password

# Click on Final Submit and view the document Contd..

Browser tabs: Fwd: MPR for the month of A, Towards Data Science, National Scholarship Scheme, hdfc noida sector 63 ifsc cod, New tab

URL: <https://scholarships.gov.in/fresh/studentRegPartThree.action>

**HOME**

- Application Form
- Add Aadhaar Number
- Add EID
- Check Your Status
- Print Your Application
- Change Password
- Withdraw Application
- Logout

**Form Fields:**

- State \*: TRIPURA
- House No./Street: twst
- Block/Taluk: GOMATI
- Pincode \*: 111111

**scholarships.gov.in says**

View Document ?

OK Cancel

**Scheme Details**

SNO: 1

Select the Scheme to Apply

PRE MATRIC SCHOLARSHIPS FOR MINORITY

**Upload Documents**

(Scholarship Amount less than Rs.50000/-, No Need to Upload any Document. Submit Copy of the Documents in School / College / Institute.)

SNO.	Documents Type	View Document	Action	Doc Format
1	Bonafide student of Institution		<input type="button" value="Upload"/>	Download

© Copyright 2018, National Scholarship Portal

# Student Application Form Details Contd..

Tue Aug 31 13:45:41 IST 2021

Skip to main content | Screen Reader Access | Sitemap | Home | A- A A+ Hindi



## National Scholarship Portal

Ministry Of Electronics & Information Technology,  
Government of India



- HOME
- Application Form
- Add Aadhaar Number
- Add EID
- Check Your Status
- Print Your Application

### NATIONAL SCHOLARSHIP PORTAL 2.0

#### REGISTRATION DETAILS

APPLICATION ID	TR202122000279687	REGISTRATION DATE	31/08/2021
APPLIED FOR SCHEME	PRE MATRIC SCHOLARSHIPS FOR MINORITY		
RATION CARD NO.	161000700735	RATION CARD MEMBER ID	16100070073501
NAME AS IN RATION CARD	ANAMIKA ROY CHOUDHURY		
STATE OF DOMICILE	TRIPURA	SCHOLARSHIP CATEGORY	PRE
NAME OF STUDENT	RAM	DATE OF BIRTH (DD/MM/YYYY)	21/03/2003
GENDER	MALE	RELIGION	SIKH
COMMUNITY/CATEGORY	OBC	FATHER'S NAME	AK SHINGH
MOTHERS NAME	SUKWINDER KAUR	ANNUAL FAMILY INCOME	5000
AADHAR NUMBER		MOBILE NUMBER	9650332108
EMAIL ID		DAY SCHOLAR/HOSTELER	DAY SCHOLAR

#### ACADEMIC DETAILS

# Contd..

Browser tabs: Fwd: MPR for the month of A, Towards Data Science, https://scholarships.gov.in/fr, hdfc noida sector 63 ifsc cod, New tab

Address bar: https://scholarships.gov.in/fresh/studentRegPartThree.action

Add EID

Check Your Status

Print Your Application

Change Password

Logout

NAME OF STUDENT	RAM	DATE OF BIRTH (DD/MM/YYYY)	21/03/2003
GENDER	MALE	RELIGION	SIKH
COMMUNITY/CATEGORY	OBC	FATHERS NAME	AK SHINGH
MOTHERS NAME	SUKWINDER KAUR	ANNUAL FAMILY INCOME	5000
AADHAR NUMBER		MOBILE NUMBER	9650332108
EMAIL ID		DAY SCHOLAR/HOSTELER	DAY SCHOLAR
<b>ACADEMIC DETAILS</b>			
PRESENT INSTITUTE	TEST INSTITUTE (NSP-0787) TESTKAMRUP METROPOLITAN, ASSAM		
PRESENT CLASS/COURSE	VIII	CLASS START DATE	01/08/2021
ROLL NO	5565	SECTION	A
MODE OF STUDY	REGULAR/FULL TIME	PREVIOUS CLASS/COURSE NAME	VII
PREVIOUS PASSING YEAR	2021	PREVIOUS CLASS(%)	75
COMPETITIVE EXAM QUALIFIED		EXAM CONDUCTED BY	
COMPETITIVE EXAM ROLL NO		COMPETITIVE EXAM YEAR	0
<b>BASIC DETAILS</b>			
IS ORPHAN	NO	IS DISABLED	NO
TYPE OF DISABILITY	-	PERCENTAGE OF DISABILITY	-
MARITAL STATUS	UN MARRIED	PARENTS PROFESSION	OTHERS
IFSC CODE	HDFC0000975	BANK ACCOUNT NUMBER	787688686
<b>CONTACT DETAILS</b>			
STATE	TRIPURA	HOME DISTRICT	GOMATI

# Click on print option for taking out the print

Browser tabs: Fwd: MPR for the month of A, Towards Data Science, https://scholarships.gov.in/fr, hdfc noida sector 63 ifsc cod, New tab

Address bar: https://scholarships.gov.in/fresh/studentRegPartThree.action

COMPETITIVE EXAM QUALIFIED		EXAM CONDUCTED BY	
COMPETITIVE EXAM ROLL NO		COMPETITIVE EXAM YEAR	0
<b>BASIC DETAILS</b>			
IS ORPHAN	NO	IS DISABLED	NO
TYPE OF DISABILITY	-	PERCENTAGE OF DISABILITY	-
MARITAL STATUS	UN MARRIED	PARENTS PROFESSION	OTHERS
IFSC CODE	HDFC0000975	BANK ACCOUNT NUMBER	787688686
<b>CONTACT DETAILS</b>			
STATE	TRIPURA	HOME DISTRICT	GOMATI
BLOCK	GOMATI		
ADDRESS	TWST	PIN CODE	111111
SIGNATURE OF CANDIDATE		SIGNATURE OF HEAD OF SCHOOL/INSTITUTE/COLLEGE WITH STAMP	

\*\* ACCOUNT DETAILS MUST BE ENTERED CORRECT. NO MODIFICATION WILL BE ALLOWED AFTER THE FINAL SUBMISSION OF APPLICATION.  
\*\*\* STUDENTS ARE ADVISED TO SUBMIT ONLY ONE APPLICATION FORM. IF NSP FINDS MORE THAN ONE APPLICATION ( IN FRESH OR RENEWAL CATEGORY) OF A STUDENT, THEN ALL THE APPLICATIONS SUBMITTED BY THE STUDENT WILL BE CONSIDERED AS DUPLICATE AND WILL BE REJECTED. \*\*\*\* AADHAR NUMBER PROVIDED BY YOU, WILL BE AUTHENTICATED BY UIDAI AND MAY BE USED FOR PAYMENT OF SCHOLARSHIP THROUGH AADHAR PAYMENT BRIDGE(APB). \*\*\*\*\* FOR ANY QUERY/ GRIEVANCE/ RTI, PLEASE CONTACT SCHOLARSHIP MINISTRY/DEPARTMENT/STATE.  
FROM ACADEMIC YEAR 2020-21, FEES OF THE STUDENTS WILL BE ENTERED DIRECTLY BY THE INSTITUTE.

**Print**

Windows taskbar: Type here to search, 25°C AQI 139, 13:45 31-08-2021

# Click on save to take out the Print Of the Form

Browser tabs: Fwd: MPR for the mor... Towards Data Science... https://scholarships.g... Untitled... hdfc noida sector 63... New tab

Address bar: about:blank

### Print

Total: 1 page

Printer: Save as PDF

Layout:  Portrait  Landscape

Pages:  All  e.g. 1-5, 8, 11-13

[More settings](#) [Troubleshoot printer issues](#)

**Save** Cancel

8/31/2021

NATIONAL SCHOLARSHIP PORTAL 2.0			
REGISTRATION DETAILS			
APPLICATION ID	TR202122000279687	REGISTRATION DATE	31/08/2021
APPLIED FOR SCHEME	PRE MATRIC SCHOLARSHIPS FOR MINORITY		
RATION CARD NO.	161000700735	RATION CARD MEMBER ID	16100070073501
NAME AS IN RATION CARD ANAMIKA ROY CHOUDHURY			
STATE OF DOMICILE	TRIPURA	SCHOLARSHIP CATEGORY	PRE
NAME OF STUDENT	RAM	DATE OF BIRTH (DD/MM/YYYY)	21/03/2003
GENDER	MALE	RELIGION	SIKH
COMMUNITY/CATEGORY	OBC	FATHERS NAME	AK SHINGH
MOTHERS NAME	SUKWINDER KAUR	ANNUAL FAMILY INCOME	5000
AADHAR NUMBER		MOBILE NUMBER	9650332108
EMAIL ID		DAY SCHOLAR/HOSTELER	DAY SCHOLAR
ACADEMIC DETAILS			
PRESENT INSTITUTE	TEST INSTITUTE (NSP-0787) TESTKAMRUP METROPOLITAN, ASSAM		
PRESENT CLASS/COURSE	VIII	CLASS START DATE	01/08/2021
ROLL NO	5565	SECTION	A
MODE OF STUDY	REGULAR/FULL TIME	PREVIOUS CLASS/COURSE NAME	VII
PREVIOUS PASSING YEAR	2021	PREVIOUS CLASS(%)	75
COMPETITIVE EXAM QUALIFIED		EXAM CONDUCTED BY	
COMPETITIVE EXAM ROLL NO		COMPETITIVE EXAM YEAR	0
BASIC DETAILS			
IS ORPHAN	NO	IS DISABLED	NO
BLOCK	GOMATI		
ADDRESS	TWST	PIN CODE	111111

# Before Login Institute Search for Institute




For Academic Year 2020-21



Link for Institute Login



Home About Us Services Important Documents **Institute Login** Officer's Login



## Latest Updates

2.0 are required to submit Institute Registration Form for AY 2020-21. The Form is available in Institute Login.

Standard Operating Procedures for NSP

## Central Schemes

## UGC / AICTE Schemes

## State Schemes

- Ministry of Minority Affairs
- Department of Empowerment of Persons with Disabilities
- Ministry of Social Justice & Empowerment

To Search Institute there are two options, either of one can be selected

First Option : Search Institute/School/ITI registered with NSP

Second Option : Search by AISHE/DISE/ITI(NCVT) Code Master





Click on Search Institute

Write Institution State and Institute name

Click for How to Add School / Institute with valid DISE or AISHE code  
**Search Institute/School/ITI registered with NSP**

Institution State:

Institution District:

Institute /College/ITI:

School/College/ITI Name(Optional) (Enter First 3 Characters):

Write Institution District and School/College/ITI Name(Optional)

Enter Institute AISHE Code

OR

**Search By AISHE/DISE/ITI(NCVT) Code in AISHE/DISE/ITI(NCVT) Code Master**

Choose your option:

AISHE Code Format:'U-09673'/'C-89353'/'S-01937" DISE Code Format:'908438734783484' ITI(NCVT) Code Format:'GR22000096'

Enter Institute DISE/ITI(NCVT) Code


Please Enter Captcha



Click and get the Institute based on AISHE/DISE/ITI(NCVT) Code

# After entering AISHE Code of the Institute, Institution will appear (Contd..)

Get Institute Based on Entered AISHE/DISE/ITI(NCVT) Code

Please Enter Captcha  

Show  entries Search:

S.NO.	INSTITUTION
1	<input type="radio"/> MADARSA JAMIYATUL TAYYABAD DALEL PURWA(09341801320) Institute Id: -9341801320 AISHE/DISE/ITI(NCVT) Code: -09341801320 State Name: -UTTAR PRADESH District Name: -KANPUR NAGAR Address-89/345 A-1 DALEL PURWA <b>Institute Registered on NSP - KYC status:- Approved</b> Registered course 1. BACHELOR OF ARTS[ KAMIL ] 2. I 3. II 4. III 5. IV 6. IX 7. MASTER OF ARTS[ FAZIL ] 8. V 9. VI 10. VII 11. VIII 12. X 13. XI 14. XII
2	<input type="radio"/> SRI BALA JI MADANWA UMV VIESINGHPUR(09340800505)

**Institution Name** →

**Institute AISHE Code** →

**Institute is registered on NSP** →

# Institute Login For INO

The screenshot shows a web browser window with the URL <https://nsp.gov.in>. The browser's address bar and tabs are visible at the top. The page features a red navigation bar with a teal button labeled "To Fill Registration Form". Below this is a red box titled "Login for School / Institute".

**Click here to Participate**

Home To Fill Registration Form

### Login for School / Institute


**Note:- For Verification of application etc, Please select user type 'Institute Nodal Officers' and old login credentials only. User Type 'Institute Head' is for monitoring purpose only.**

-----Institute Nodal Officer-----

-----Select Academic Year-----


User Id...

Password...

Capcha... **XXf 6x** 

Can't See? Click on Refresh Button.

**Login**

 School / Institute Forgot Password?

Those Institutes does not have Login Credentials can contact District / State Nodal

Windows taskbar at the bottom shows the search bar with "Type here to search", system tray with temperature (36°C), and time (1:45 PM 8/17/2021).

# After login, Institute have to fill KYC registration form

## **Steps to fill Institute KYC Registration Form for Academic Year (AY 2020-21)**

- To fill Institute KYC Registration Form on NSP, Institute must have a valid AISHE / DISE / NCVT / SCVT Code.
- Institute Nodal Officer (INO), who are assigned the responsibility for on-line verification of applications on NSP, should fill Institute KYC Registration form on NSP.
- INOs are advised to keep both Institute Head's Aadhaar details and his Aadhaar details, before applying for Institute KYC Registration as NSP will be verifying these from UIDAI server during the process.

- The link to apply for Institute KYC Registration is available under SERVICES section on the NSP (<https://scholarships.gov.in>).
- **Utmost care should be taken while filling up KYC Registration Form** as it cannot be modified after submission.

The screenshot displays the National Scholarship Portal (NSP) website for the Academic Year 2021-22. The browser address bar shows <https://scholarships.gov.in>. The website header includes the NSP logo, the text 'SCHOLARSHIP PORTAL', and the academic year 'For Academic Year 2021-22'. Navigation links for 'Home', 'About Us', 'Services', 'Important Documents', 'Institute Login', and 'Officer's Login' are visible. The 'Services' menu is expanded, listing various options, with 'Institute KYC Registration Form' highlighted. A blue callout box points to this option with the text 'Select Institute KYC Registration Form'. Another blue callout box points to the 'Services' menu with the text 'Click On Services'. The website also features a 'NEW START' banner with a 'Register now >' link and buttons for 'SEARCH FOR INSTITUTE' and 'DASHBOARD'. The footer contains sections for 'Latest Updates', 'Central Schemes', 'UGC / AICTE Schemes', and 'State Schemes'. The system tray at the bottom shows the date and time as 1:17 PM on 7/13/2021.

Click On Services

Select Institute KYC Registration Form

Home About Us Services Important Documents Institute Login Officer's Login

Institute KYC Registration Form  
NSP 2.0 User Manual  
Scheme Eligibility  
List of Ministry Co-ordinators  
Scheme Wise State Nodal Officers  
Know Your AISHE Code  
Get AISHE Code for your Institute  
List Of Applicants Processed For Scholarships  
Search Nodal Officer Details  
District Nodal Officer Details List  
Institute Operational manual  
NODAL OFFICER,PFMS

NEW START  
Register now >

SEARCH FOR INSTITUTE DASHBOARD

Latest Updates  
Roll No is 20168  
For Jharkhand Board Students has to enter 1106620168 format

Central Schemes UGC / AICTE Schemes State Schemes

Ministry of Minority Affairs  
Department of Empowerment of Persons with Disabilities  
Ministry of Social Justice & Empowerment

1:17 PM 7/13/2021

- **Step 1: - To find out availability of AISHE / DISE / NCVT / SCVT Code on NSP for KYC Registration**
- On clicking “Fill Institute KYC Registration Form” under SERVICES section on the portal, (Screen – 01) shown below will appear. To find out availability of institute’s AISHE / DISE / NCVT Code for KYC Registration, enter AISHE / DISE / NCVT Code & captcha and click on “Submit” button as shown in (Screen – 02).

**Institute KYC Registration Form**

**Step 1:- Validate Your AISHE/DISE/NCVT Code**

AISHE/DISE/NCVT Code: \*

Enter Captcha \*

Can't See? Click on Refresh Button.

DQj c QA 

(Screen: 01  
)

**Institute KYC Registration Form**

**Step 1:- Validate Your AISHE/DISE/NCVT Code**

AISHE/DISE/NCVT Code: \*

Enter Captcha \*

Can't See? Click on Refresh Button.

DQj c QA 

(Screen: 02  
)

- If entered AISHE / DISE / NCVT/SCVT Code is already registered & functional on NSP, (Screen - 03) will appear. (Contd..)

### Institute KYC Registration Form

**Step 1:- Validate Your AISHE/DISE/NCVT Code**

1:- Institute having DISE/AISHE/NCVT code:- C-25011 already functional on NSP

2:- To view more details of DISE/AISHE/NCVT code:- C-25011 go to Search Institute option available on the NSP Portal. If entered code actually belongs to you, please contact District / State Nodal Officer for further assistance

3:- In case you have entered C-25011 code by mistake, try again with correct DISE/AISHE/NCVT code

**AISHE/DISE/NCVT Code: \***

**Enter Captcha \***

Can't See? Click on Refresh Button. 



(Screen: 03  
)

If entered AISHE / DISE / NCVT/SCVT Code is not available on NSP, (Screen - 04) will appear ( Contd..)

## Institute KYC Registration Form

**Step 1:- Validate Your AISHE/DISE/NCVT Code**

Error: Please Enter Valid DISE/AISHE/NCVT code.

**AISHE/DISE/NCVT Code: \***

**Enter Captcha \***

Can't See? Click on Refresh Button.



(Screen: 04)



- If entered AISHE / DISE / NCVT/SCVT Code is available on NSP, (Screen - 05) will appear. Necessary instructions are displayed on the (Screen – 05) to proceed further. ( Contd..)

**Institute KYC Registration Form**

**Step 1:- Validate Your AISHE/DISE/NCVT Code**

AISHE/DISE/NCVT Code: \*

Enter Captcha \*

Can't See? Click on Refresh Button. 



Below KYC Form(s) are already submitted for the entered DISE/AISHE/NCVT code. If you want to submit new KYC Form please proceed by clicking on 'Continue with Aadhar Verification' button

Sr. #	DISE/AISHE/NCVT Code	Institute KYC Registration Form Id ( Date of Submission)	Institute Name/District/State	Institute Nodal Officer Name	Designation of Institute Nodal Officer	KYC Form Status	Action
1	NSP-0787	AS202122533197 (16/06/2021)	Test Institute / KAMRUP METROPOLITAN /ASSAM	Lal Singh Kushwaha	Institute Nodal Officer	KYC Form submitted by INO	<input type="button" value="Print"/>
2	NSP-0787	AS202122533152 (19/05/2021)	Test Institute / KAMRUP METROPOLITAN /ASSAM	Sanjay Kumar Agnihotri	Institute Nodal Officer	KYC Form submitted by INO	<input type="button" value="Print"/>
3	NSP-0787	AS202122533143 (17/05/2021)	Test Institute / KAMRUP METROPOLITAN /ASSAM	Mayank Pratap Singh	Institute Nodal Officer	KYC Form submitted by INO	<input type="button" value="Print"/>

## Step 2:- INO's AADHAAR details verification from UIDAI

On clicking “Continue with Aadhar verification” button on (Screen - 05), screen (Screen - 06) shown below will appear. This will prompt INO to enter her / his AADHAAR details. On clicking “Submit” button, NSP will send the details to UIDAI for verification. Please note all five parameters entered in (Screen – 06) will be verified from UIDAI.

- INO is advised to carefully enter below information, as mentioned in her/his Aadhaar card. In case verification fails with below mentioned 5 parameters, NSP will automatically try to validated AADHAAR details without Date of Birth from UIDAI (ie rest four parameters will be matched).
- Once INO's information gets verified from UIDAI (Screen - 07) will appear.

Please be noted that without verification from UIDAI, NSP will not proceed further.

### Institute KYC Registration Form

#### Step 2:- Enter Institute Nodal Officer's Details for Aadhar Authentication

Aadhar Number: \*

XXXXXXXXXX

Name as In Aadhar: \*

Lal Singh Kushwaha

Date of Birth: \*

05/06/1970

Gender: \*

Male

Mobile Number: \*

94518769

Submit

(Screen – 06)

### Step 3:- Institute's Head AADHAAR details verification from UIDAI

After successful verification of INO's Aadhaar details, NSP will prompt INO to enter Institute Head's detail for verification from UIDAI.

- Information should be carefully entered, as mentioned in Head's Aadhaar card. In case verification fails with below mentioned 5 parameters, NSP will automatically try to validated AADHAAR details without Date of Birth from UIDAI (ie rest four parameters will be matched).
- Once information gets verified from UIDAI, Screen - 08 will appear.
- Please be noted that without verification from UIDAI, NSP will not proceed further.

**Institute KYC Registration Form**

**Step 3:- Enter Institute Head Details for Aadhar Authentication**

<b>Aadhar Number: *</b>	<input type="text" value="XXXXXXXXXXXX"/>
<b>Name as In Aadhar: *</b>	<input type="text" value="Lal Singh Kushwaha"/>
<b>Date of Birth: *</b>	<input type="text" value="05/06/1975"/>
<b>Gender: *</b>	<input type="text" value="Male"/>
<b>Mobile Number: *</b>	<input type="text" value="9451876"/>

### Step 4:- Upload INO's identity proof and other details of the institute

After successful verification of INO's and Head's AADHAAR information, Screen – 08 as shown below will appear. This screen will show information captured in Step 1 to 3 in non-editable mode and some details in editable fields.

- INO is required to verify the information in editable fields and modify/enter correct details in those fields and click on "Submit" button to generate KYC Registration form for the institute. Please refer Screen – 08 shown below.
- Before generating KYC Registration form, NSP will prompt INO to do the OTP authentication. OTP will be sent on the mobile number provided by INO in Step 3.
- OTP authentication screen is shown at Screen – 09 for reference.

**Institute KYC Registration Form**

**Step 4:- Institute Details**

**Institute Nodal Officer's Identity Proof**

**It is Mandatory to upload scanned copy of valid Identity Proof, like Aadhaar/Voter Id/Driving License etc., of Institute's Nodal Officer for NSP(INO-NSP)(Only pdf & jpeg between 50kb to 200kb File Size allowed)**

**File Name of Identity Proof should contains alpha numeric only**

Select File*	<input type="button" value="Choose File"/> 1619233517519-converted.pdf
Institute Name: *	Test Institute
Institute Address: *	Kamrup Aasam 
State: *	ASSAM
District: *	KAMRUP METROPOLITAN
Affiliated Board/University: *	Test University
Institute Nature: *	Private Trust
Total student strength in the Institute: *	950
URL of Institute's Website(If any):	test.co.in

**Details of Designated Institute's Nodal Officer for NSP(INO-NSP)**

**The Aadhar , Name as in Aadhar , Date of Birth , Gender and Mobile Number has been verified from UIDAI.**

Aadhar: *	X [REDACTED]
-----------	--------------

(Screen - 08)

Contd..

Name as In Aadhar: *	Lal Singh Kushwaha
Date of Birth: *	05/06/1970
Gender: *	Male
Mobile Number: *	9451876
Designation: *	INO of Institute with Aadhar
Official Mail Id: *	test@gmail.com
Other Contact Number:	950488

**Details of Head of Institute**

**The Aadhar , Name as in Aadhar , Gender and Mobile Number has been verified from UIDAI. However Date of Birth shown below did not match with DoB available on UIDAI.**

Aadhar: *	[REDACTED]
Name as In Aadhar: *	Lal Singh Kushwaha
Date of Birth: *	05/06/1975
Gender: *	Male
Mobile Number: *	9451876
Designation: *	Head of Institute with Aadhar
Official Mail Id: *	head@gmail.com
Other Contact Number:	950488

**Submit**

(Screen - 08)

**Institute KYC Registration Form**

**Step 3:- Validate INO(s) Mobile Number**

Please Enter 5 Digit OTP: \*

O55KO

**Confirm OTP**   **Resend OTP**

OTP  
Authentication  
Screen

(Screen -  
09)

## Contd..

Once OTP authentication is done successfully below screen will appear. It will show KYC Form Registration number generated by NSP. INO is advised to submit duly signed KYC Registration Form to the concerned District Nodal Officer (DNO) / State Nodal Officer (SNO) / Ministry Nodal Officer (MNO), after affixing latest PP size photograph.

- **INO will received User ID and Password in registered mobile number post approval of KYC Registration form by DNO/SNO/MNO. Institute Head will also receive an intimation message in this regard.**
- **In case more than one KYC Registration forms are submitted for a particular AISHE / DISE / NCVT / SCVT code, only one form will be approved. Once a form is approved by DNO/SNO/MNO, other forms submitted by any other INO from that institute will be rejected automatically on NSP.**
- **Please note that KYC Registration forms cannot be modified in any circumstances.**

### Institute KYC Registration Form

**Step 4:- KYC Form is successfully submitted. Please contact DNO/SNO for approval**

**Your Institute KYC Registration Form Number : AS202122533197.**

[Back to Home](#)

[Print](#)

# After INO Institute Login the screen will display like this

The screenshot shows a web browser window displaying the NSP Institute Main Dashboard. The browser tabs include 'Add to Engagement Prog...', 'Inbox (10,860) - vaidyula...', 'NSP', 'Inbox (109) - nicpmunsp...', 'BharatVC | Schedules', and 'Disney+ Hotstar'. The address bar shows the URL 'https://nsp.gov.in/instituteMainDashboard' with a zoom level of 80%.

The page header features the 'NATIONAL SCHOLARSHIP PORTAL' logo and text: 'Ministry Of Electronics & Information Technology, Government of India'. On the right, there is a 'Digital India Power To Empower' logo.

The main header bar is red and contains the text: 'Test Institute ( NSP-0787 ) Test , KAMRUP METROPOLITAN , ASSAM - For Academic Year 2021-22 Session Institute Nodal Officer'.

On the left side, there is a sidebar menu with the following items: 'Administration', 'Verification', 'Reports', and 'Logout', each with a red arrow icon.

The main content area contains the following text:

1:- From Academic Year 2021-22, all INOs are required to give their AADHAAR information while updating their profile, which will be verified from the UIDAI. NSP does not store AADHAAR on the portal.

2:- INO is advised to carefully enter AADHAAR related information (ie AADHAAR number, Name, Gender, Mobile Number & Date of Birth), as mentioned in her/his Aadhaar card. In case verification fails in first attempt, NSP will automatically try to verify AADHAAR related information again, without Date of Birth.

3:- Profile will be updated only after successful verification of AADHAAR information from UIDAI and subsequent OTP authentication.

Below this, there are two blue links with external icons:

- [Important advisories issued by MoMA for INOs, DNOs and SNOs for verification of applications of 3 scholarship schemes of MoMA](#)
- [Institute Statistics for all Schemes-AY 2021-22](#)

Below the links, there is a red text box: 'All applications reverted by MoMA are available in **Application Verification** and **Application Renewal Verification** options in INO login.'

At the bottom, there is a grey text box: 'new Institute Nodal officers are requested to reject any verified/unverified application doubted as fraud'.

The footer of the page is red and contains the text: 'Welcome Test Institute ( NSP-0787 ) Test , KAMRUP METROPOLITAN , ASSAM' and a red circular icon with a white padlock.

The Windows taskbar at the bottom shows the search bar with 'Type here to search', several application icons, and the system tray with the date '8/17/2021' and time '3:43 PM'.





# Administration

## Test Institute(NSP-0787)Test,KAMRUP METROPOLITAN,ASSAM - For Academic Year 2020-21 Session

 **Welcome: Test Institute(NSP-0787)Test,KAMRUP METROPOLITAN,ASSAM**  
User Type: Institute

on doubted as fraud from the link "Mark as Fake" in Verification Menu.

Welcome Test Institute(NSP-0787)Test,KAMRUP METROPOLITAN,ASSAM 

- Administration 
- Update Profile
- Add Update Details
- Change Password
- Verification 
- Reports 
- Logout 

Institute Update Profile

Add Course Level and Course Fee

Change of Password



# Click on update profile under Administration panel, OTP will receive to registered mobile number



 **Welcome: Test Institute ( NSP-0787**  
 ) Test , KAMRUP METROPOLITAN , ASSAM  
User Type: Institute Nodal Officer

**Administration** 

- Update Profile
- Add Update Details
- Change Password

**Verification** 

**Reports** 

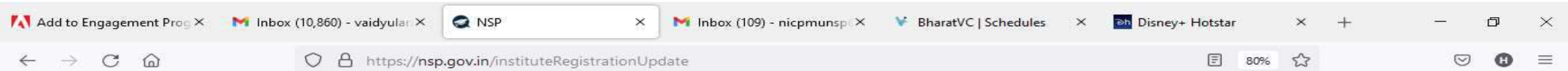
**Logout** 

**Institute Profile Update OTP Form**

OTP has been sent on your Registered Mobile No.

Please Enter 5 Digit OTP \*

# Institute Profile Update Form



Welcome: Test Institute ( NSP-0787 )  
Test , KAMRUP METROPOLITAN , ASSAM  
User Type: Institute Nodal Officer

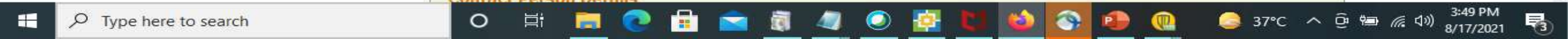
- Administration
- Verification
- Reports
- Logout

### Institute Profile Update Form

#### Institute Details

DISE/ AISHE/ NCVT Code	<input type="text" value="NSP-0787"/>
Name of the Institute(As per NSP Directory) *	<input checked="" type="radio"/> <input type="text" value="Test Institute"/>
Name of Institute(As per AISHE/ DISE Code Directory) *	<input type="radio"/> <input type="text" value="Test Institute"/>
<b>Please select name of the institute , from above two options , to be updated on NSP Directory. Updated name and corresponding Institute District (As per NSP Directory) will be reflected on NSP</b>	
Institute Nature *	<input type="text" value="Private Trust"/>
Board State *	<input type="text" value="DELHI"/>
Board/University Name *	<input type="text" value="TEST UNIVERSITY"/>
Institute Address *	<input type="text" value="Test"/>
Institute State	<input type="text" value="ASSAM"/>
Institute District (As per NSP Directory) *	<input type="text" value="KAMRUP METROPOLITAN"/>
Institute District (As per AISHE/ DISE Code Directory) *	<input type="text" value="KAMRUP METROPOLITAN"/>
Institution Taluk/Block	<input type="text" value="Choose your option"/>
Institute Pincode	<input type="text" value="110003"/>
Institute Tin No	<input type="text" value="6868686"/>
Institute Tan No	<input type="text" value="686868"/>
Registered Certificate *	<input type="button" value="Upload"/>

#### Contact Person Details



# Contd..

Browser tabs: Add to Engagement Prog X, Inbox (10,860) - vaidyular X, NSP X, Inbox (109) - nicpmunsp X, BharatVC | Schedules X, Disney+ Hotstar X

Address bar: <https://nsp.gov.in/instituteRegistrationUpdate> 80%

**Institute District (As per AISHE/DISE Code Directory) \*** KAMRUP METROPOLITAN

**Institution Taluk/Block** Choose your option

**Institute Pincode** 110003

**Institute Tin No** 6868686

**Institute Tan No** 686868

**Registered Certificate \*** Upload uploaded file

**Contact Person Details**

**Aadhar Number \*** XXXXXXXX1644

**Name as In Aadhar \*** Akhil Kushwaha

**Date of Birth as IN Aadhar \*** 29/11/1986

**Gender as IN Aadhar \*** Male

**Mobile No as IN Aadhar \*** 9506879372

**Phone** 24305809

**E-mail \*** latika.bhuttan@fosteringlinu

**Designation \*** Teacher

**Head of Institution Details**

**Name as In Aadhar** Akhil Kushwaha

**Mobile No as IN Aadhar** 9506879372

**Other Contact Number** 0

**E-mail** abcd@gmail.com

**Designation \*** Dean

**Bank Details**

**IFSC Code** HDFC0CVB007

**Bank Account No** 11111111111

Final Submit

Windows taskbar: Type here to search, 3:50 PM 8/17/2021, 37°C

# Institute Head Login

Browser tabs: Add to Engagement X, Inbox (10,860) - vaid X, NSP - Login X, scheme\_name\_.pdf X, Inbox (109) - nicpm X, BharatVC | Schedule X, Disney+ Hotstar X

Address bar: <https://nsp.gov.in/loginPage.action> 80%



[Click here to Participate](#)

[Home](#) [To Fill Registration Form](#)

## Login for School / Institute

Note:- For Verification of application etc, Please select user type 'Institute Nodal Officers' and old login credentials only. User Type 'Institute Head' is for monitoring purpose only.

X Q B v L W

Can't See? Click on Refresh Button.

[School / Institute Forgot Password?](#)

Those Institutes does not have Login Credentials can contact District / State Nodal Officers for Login Credentials.

# Click on update profile under Administration panel

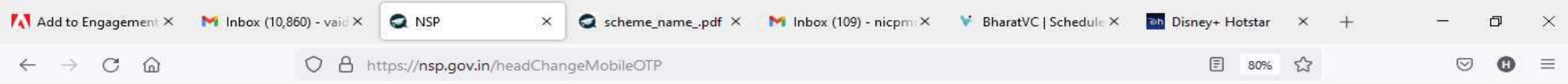
The screenshot shows a web browser window with the URL <https://nsp.gov.in/instituteHeadMainDashBorad>. The page header includes the National Scholarship Portal logo and the text "NATIONAL SCHOLARSHIP PORTAL Ministry Of Electronics & Information Technology, Government of India". The user is logged in as "Test Institute ( NSP-0787 ) Test , KAMRUP METROPOLITAN , ASSAM - For Academic Year 2021-22 Session" with the role of "Institute Head".


The main content area is titled "Institute Statistics for all Schemes-AY 2021-22" and displays a welcome message: "Welcome Test Institute ( NSP-0787 ) Test , KAMRUP METROPOLITAN , ASSAM".


On the left side, there is a navigation panel with the following sections:



- Administration** (expanded):
  - Change Password
  - Update Profile** (highlighted)
- Reports
- Logout


# OTP will receive to registered mobile number




 **Welcome: Test Institute ( NSP-0787 )**  
Test , KAMRUP METROPOLITAN , ASSAM  
User Type: Institute Head

**Administration** 

-  Change Password
-  Update Profile

**Reports** 

**Logout** 

**Update Institute Head Details OTP Form**

OTP has been sent on your Registered Mobile No.

Please Enter 5 Digit OTP \*

# Update Aadhaar Details Of Institute Head

Browser tabs: Add to Engagement X, Inbox (10,860) - void X, NSP X, scheme\_name\_.pdf X, Inbox (109) - nicpm X, BharatVC | Schedule X, Disney+ Hotstar X

Address bar: https://nsp.gov.in/headChangeMobile

Test Institute ( NSP-0787 ) Test , KAMRUP METROPOLITAN , ASSAM - For Academic Year 2021-22 Session Institute Head

Welcome: Test Institute ( NSP-0787 )  
Test , KAMRUP METROPOLITAN , ASSAM  
User Type: Institute Head

- Administration
- Reports
- Logout

### Update Institute Head Details Form

Aadhar Number *	<input type="text" value="XXXXXXXX1844"/>
Name as In Aadhar *	<input type="text" value="Akhil Kushwaha"/>
Date of Birth as IN Aadhar *	<input type="text" value="29/11/1986"/>
Gender as IN Aadhar *	<input type="text" value="Male"/>
Mobile No as IN Aadhar *	<input type="text" value="9506879372"/>

# Aadhaar Data Updated Successfully Of Institute Head

 **Welcome: Test Institute ( NSP-0787 )**  
Test , KAMRUP METROPOLITAN , ASSAM  
User Type: Institute Head

- Administration
- Reports
- Logout

**Institute Head Details**


**Message : Data updated successfully**

Aadhar Number :-	XXXXXXXX1644
Name as in Aadhar :-	Akhil Kushwaha
Date of Birth :-	25/11/1996
Gender :-	Male
Mobile No :-	9506879372



# Administration : Add and Update Details By Institute(Contd..)

Test Institute(NSP-0787)Test,KAMRUP METROPOLITAN,ASSAM - For Academic Year 2020-21 Session

 Welcome: Test Institute(NSP-  
0787)Test,KAMRUP  
METROPOLITAN,ASSAM  
User Type: Institute

**Add and Update Course Level**

**Add and Update Course**

**Add Annual Course Fee**

**Update Annual Course Fee**

Administration 

Verification 

Reports 

Logout 

**Add and  
Update Course  
Fee and Course  
Level**

# Administration : Offered Course Level

Course Level :

Submit



# Offered Course Level (Contd..)

Test Institute(NSP-0787)Test,KAMRUP METROPOLITAN,ASSAM - For Academic Year 2020-21 Session

## Offered Course Level

Course Level: \*

Choose your option

Submit

Back

Sr.#	Course Level
(1)	School I-X
(2)	HSC/Intermediate [12th]/Equivalent



Welcome: Test Institute(NSP-

0787)Test,KAMRUP  
METROPOLITAN,ASSAM  
User Type: Institute

Administration



Verification



Reports



Logout



# Administration : Offered Course (Contd..)

Course Level :

Course :



# Offered Course (Contd..)



NATIONAL SCHOLARSHIP PORTAL  
Ministry Of Electronics & Information Technology,  
Government of India



Test Institute(NSP-0787)Test,KAMRUP METROPOLITAN,ASSAM - For Academic Year 2020-21 Session



Welcome: Test Institute(NSP-

0787)Test,KAMRUP  
METROPOLITAN,ASSAM  
User Type: Institute

Administration

Verification

Reports

Logout

## Offered Course

Course Level: \*

Choose your option

Course :: \*

Choose your option

Click Submit  
Button

Submit

Back

Different Courses  
and course duration  
is been shown


Sr.#	Course	Duration	Action
(1)	XII-Art	1	
(2)	XI	1	
(3)	I	1	DELETE
(4)	II	1	DELETE
(5)	III	1	DELETE
(6)	IV	1	
(7)	VIII	1	DELETE

COURSES



# Administration: Annual Course Fee and Fee is selected according to the selection of the course (Contd..)

Test Institute(NSP-0787)Test,KAMRUP METROPOLITAN,ASSAM - For Academic Year 2020-21 Session

 **Welcome: Test Institute(NSP-0787)Test,KAMRUP METROPOLITAN,ASSAM**  
User Type: Institute

- Administration
- Verification
- Reports
- Logout

## Course Selection

Course :: \*

Course Year:: \*

Category :: \*

Gender :: \*

Admission Fee :: \*

Tuition Fee:: \*

Others Fee:: \*

## Annual Course Fee

Choose your option

Choose your option

All Category

All Gender

Admission Fee

Tuition Fee

Others Fee

Fees that are been added to the course

Submit Back





## COURSE FEES

Click on Submit for the updation of the fee of the course

# Administration: Annual Course Fee Update Form (Contd..)

Test Institute(NSP-0787)Test,KAMRUP METROPOLITAN,ASSAM - For Academic Year 2020-21 Session

 Welcome: Test Institute(NSP-0787)Test,KAMRUP METROPOLITAN,ASSAM  
User Type: Institute

- Administration 
- Verification 
- Reports 
- Logout 

## Annual Course Fee Update Form

Back


Sr.#	Course	Category	Gender	Course Year	Admission Fee	Tuition Fee	Other Fee	Update Fee / Lock / Remove Fee Entry	
(1)	XII-Art	GENERAL	Male	1	1	1	1	<a href="#">Update</a>	<a href="#">LOCK</a>



Click on Update button to update course fee

# Administration : Change of Password Form

Test Institute(NSP-0787)Test,KAMRUP METROPOLITAN,ASSAM - For Academic Year 2020-21 Session

 Welcome: Test Institute(NSP-0787)Test,KAMRUP METROPOLITAN,ASSAM  
User Type: Institute

- Administration
- Verification
- Reports
- Logout

## Change Password Form

**Type old Password** → Old Password :: \*

**Type new Password** → New Password :: \*

**Confirm new password** → Confirm new Password :: \*

**Submit**

**Click on submit to get password**

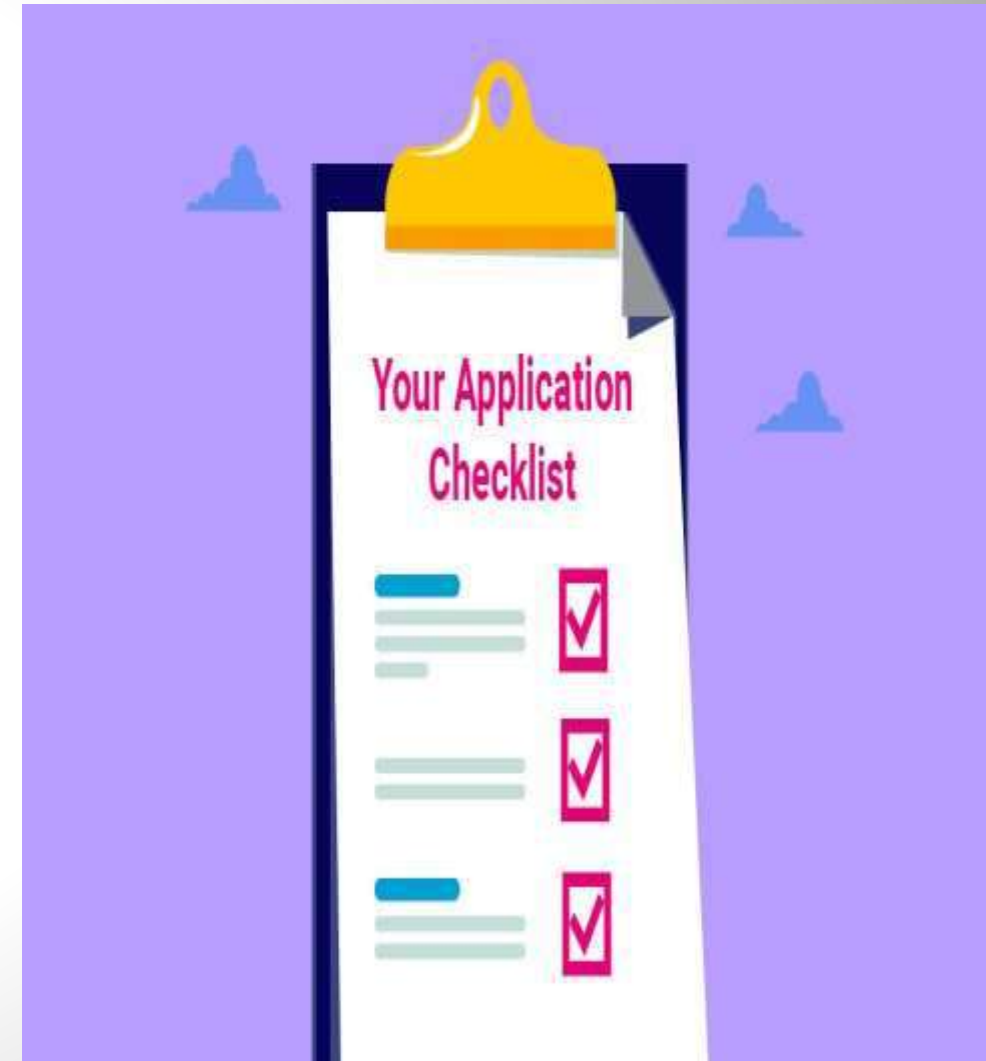
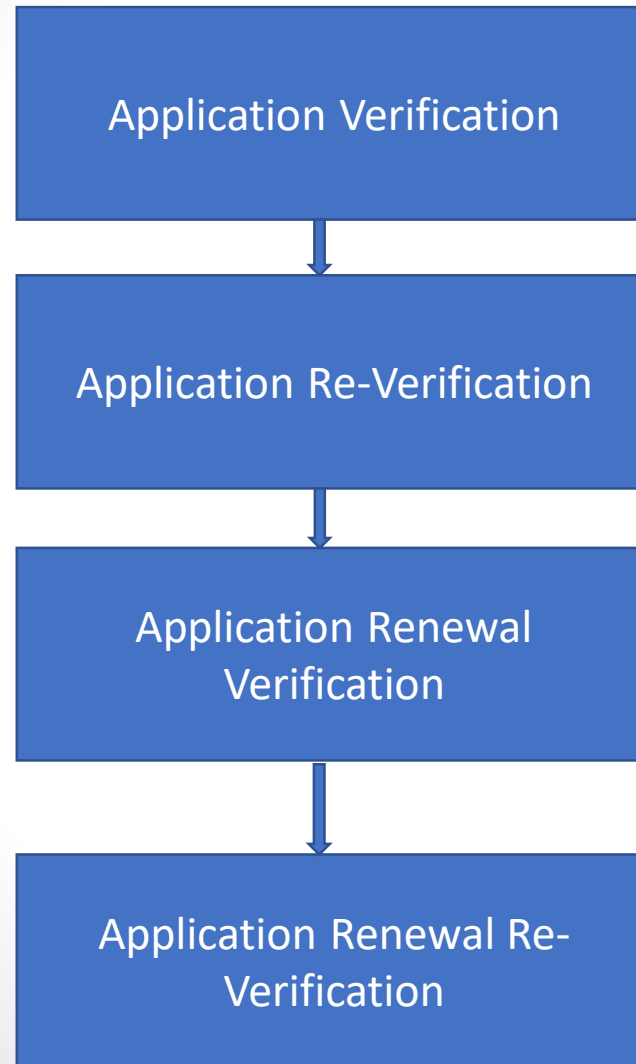
Your password must satisfy the following ::

- (1) Should be min 8 character long.
- (2) At least one alphabet [ a - z , A - Z ] .
- (3) At least one numeric value [ 0 - 9 ] .
- (4) At least one special characters [ @#\_ \* ] .
- (5) Can't use last 3 Password.





# Second One : Verification Of The Application By Institute



# Institute will verify the application of the student (Contd..)


The screenshot shows the NSP website interface. At the top, there are browser tabs for 'Email: Inbox (641)', 'https://email.gov.in/service/', 'Cisco Webex Meetings', 'NSP', and 'Your Orders'. The address bar shows 'https://nsp.gov.in/instituteMainDashboard'. The header includes the 'NATIONAL SCHOLARSHIP PORTAL' logo and the 'Digital India' logo. A red banner across the top reads 'Test Institute(NSP-0787)Test,KAMRUP METROPOLITAN,ASSAM - For Academic Year 2020-21 Session'. The main content area features a sidebar with a 'Welcome' message and a navigation menu. The 'Verification' menu item is expanded, showing several options: 'Application Verification', 'Application Reverification', 'Application Renewal Verification', 'Application Renewal Reverification', and 'Mark as Fake'. A blue callout box with white text points to these options, stating 'Verification of the Application of the Student done by Institute'. The main content area also has a 'Welcome' message and a 'new' notification badge.

Navigation Menu:

- Administration
- Verification
  - Application Verification
  - Application Reverification
  - Application Renewal Verification
  - Application Renewal Reverification
  - Mark as Fake
- Reports
- Logout

# Applicant Verification Of The Student (Contd..)

Test Institute(NSP-0787)Test,KAMRUP METROPOLITAN,ASSAM - For Academic Year 2020-21 Session

 **Welcome: Test Institute(NSP-0787)Test,KAMRUP METROPOLITAN,ASSAM**  
User Type: Institute

Administration 

Verification 

Reports 

Logout 

Click On Search

Applicant Verification

Course	Scheme	Category				
Choose your option 	Choose your option 	Choose your option				
<input type="button" value="Search"/>						
 (1)						
Sr. #	Application Id	Name/Father's Name	Mobile	Course Name	Name of Scheme	<input type="button" value="View Detail"/>
1	UP202021000047594	ANKIT GUPTA / ABC	<input type="text"/>	XII-Art	POST MATRIC SCHOLARSHIP SCHEMES MINORITIES CS	<input type="button" value="View Detail"/>



Click On View Details to view the Applicant Form

# Application Verification Form Of The Student (Contd..)

Test Institute(NSP-0787)Test,KAMRUP METROPOLITAN,ASSAM - For Academic Year 2020-21 Session

Registration Details  
of the student

Welcome: Test Institute(NSP-  
0787)Test,KAMRUP  
METROPOLITAN,ASSAM  
User Type: Institute

Administration

Verification

Reports

Logout

## Application Verification Form

### Registration Details

Application Id	UP202021000047594	Form Submission date	17/08/2020
Applied for Scheme	POST MATRIC SCHOLARSHIP SCHEMES MINORITIES CS		
State of Domicile	UTTAR PRADESH	Scholarship Category	
Name of Student	ANKIT GUPTA	Date of Birth (DD/MM/YYYY)	01/01/1980 ⚠
Gender	Male	Religion	Buddhist
Community/Category	GENERAL	Fathers Name	ABC
Mothers Name	ABC	Annual Family Income	1000
Aadhaar Number	Yes	Mobile Number	9205787280
Email Id		Day Scholar/Hosteler	Day Scholar

### Academic Details

Present Institute	Test Institute(NSP-0787)Test,KAMRUP METROPOLITAN,ASSAM		
Present Class/Course	XII-Art	Class Start Date	16/08/2020

Academic Details of the student



Academic Details			
Present Institute	Test Institute(NSP-0787)Test,KAMRUP METROPOLITAN,ASSAM		
Present Class/Course	XII-Art	Class Start Date	16/08/2020
Present Year	1	Mode of Study	Regular/Full Time
Previous Board/University Name	ALIGARH MUSLIM UNIVERSITY BOARD		
Previous Class/Course Name	HSC/Intermediate [12th]/Equivalent	Previous Passing Year	2020
Previous Class(%)	99	10th Class Roll No.	1234
10th Class Passing Year	2018	10th Class Board Name	ALIGARH MUSLIM UNIVERSITY BOARD
12th Class Roll No.	1234	12th Class Passing Year	2020
12t Class Board Name	ALIGARH MUSLIM UNIVERSITY BOARD		

Basic Details of the student



Basic Details			
Is Orphan	NO	Is Disabled	YES
Type of Disability	Acid Attack Victim	Percentage of Disability	90
Marital Status	Married	Parents Profession	Aam Aadmi Beema Yojana (AABY) Insured
IFSC Code	SBINxxxxx73	Bank Account Number	xxxxxxxx925


Contact Details of the student



Contact Details			
State	UTTAR PRADESH	District	GHAZIABAD
Block	Ghaziabad		
House No./Street No.etc	NA	Pin Code	111111

SNO.	Documents Type	View Document
------	----------------	---------------

Documents Uploaded by student

House No./Street No.etc	INA	Pin Code	TTTTT
SNO.	Documents Type	View Document	
1	Domicile Certificate	Not Uploaded	
2	Student PhotoGraph	Not Uploaded	
3	Self Declaration of minority community certificate by the Students	Not Uploaded	
4	Self Attested Certificate of pervious academic marksheet	Not Uploaded	
5	Fee Receipt of current course year	Not Uploaded	
6	Income Certificate issued by the Designated State/UT Authority	Not Uploaded	
7	Proof of bank account in the name of student or joint account with mother/father	Not Uploaded	
8	Bonafide student of Institution		
-----To be filled by Institute Nodal Officer-----			
<b>Annual Fee Details (Auto-populated by default, as filled in Institute Profile. INO shall verify/edit as per requirement)</b>			
Admission Fees	<input type="text" value="1"/>	Tuition Fees	<input type="text" value="1"/>
Note:- Maintenance allowance, as applicable, shall not be entered and will be calculated as per the scheme guidelines			
Misc. Fee	<input type="text" value="1"/>	<a href="#" style="background-color: #008000; color: white; padding: 5px;">View Fee as filled in Institute Profile</a>	

\*\* For Total Scholarship Amount more than Rs. 50000/- document uploading is required.

\*\* Note :- In case of Ministry of Labour Scheme for Children of Beedi/Cine/LDSM workers , the institute has to retain a copy of the ID card of the parents.

Please Provide Appropriate Remark

# Annual Fee Details will be filed by default (Contd..)

7	Proof of bank account in the name of student or joint account with mother/father	Not Uploaded
8	Bonafide student of Institution	
-----To be filled by Institute Nodal Officer-----		
<b>Annual Fee Details (Auto-populated by default, as filled in Institute Profile. INO shall verify/edit as per requirement)</b>		
Admission Fees	<input type="text" value="1"/>	Tuition Fees <input type="text" value="1"/>
Note:- Maintenance allowance, as applicable, shall not be entered and will be calculated as per the scheme guidelines		
Misc. Fee	<input type="text" value="1"/>	<a href="#">View Fee as filled in Institute Profile</a>

Annual Fee will be fill by default as filled in Institute profile

NOTE : Documents to be uploaded when total scholarship amount is more than Rs 50,000/-

\*\* For Total Scholarship Amount more than Rs. 50000/- document uploading is required.  
\*\* Note :- In case of Ministry of Labour Scheme for Children of Beedi/Cine/LDSM workers , the institute has to retain a copy of the ID card of the parents.

Click on View fee as in Institute Profile

Remark :

(Max Length : 240 Character)

- All the documents for the scheme are verified and copy are kept under my custody.
- Admission Fee, Tuition Fee and Miscellaneous Fee has been entered and verified by me

[Verify](#) [Reject](#) [Defect](#) [Fake](#)

[Back without Verifying](#)

# Annual Fee As Filled In Institute Profile will display like this (Contd..)



Annual Fee as filled in Institute Profile

1	Admission Fees *	<input type="text" value="1"/>
2	Tuition Fees *	<input type="text" value="1"/>
3	Misc. Fee	<input type="text" value="1"/>

Close

Click Close Button after viewing the Annual Fee



(Max Length : 240 Character)

- All the documents for the scheme are verified and copy are kept under my custody.
- Admission Fee, Tuition Fee and Miscellaneous Fee has been entered and verified by me

Verify Reject Defect Fake



# Third One is : Reports Of The Applicants

## Test Institute(NSP-0787)Test,KAMRUP METROPOLITAN,ASSAM - For Academic Year 2020-21 Session

 **Welcome: Test Institute(NSP-0787)Test,KAMRUP METROPOLITAN,ASSAM**  
User Type: Institute

**new** Institute Nodal officers are requested to reject any veri

Welcome Test Institute(NSP-0787)Test,KAMRUP METROPOLITAN,ASSAM 

- Administration
- Verification
- Reports

- Fresh Registration Report
- Renewal Application List 2019-20
- Scholarship Recipients 2019-20  
Fresh
- Scholarship Recipients 2019-20  
Renewal
- Verified, Defective & Rejected List

Checking the reports of the Applicant for both Fresh and Renewal

Logout

# Report Gallery of Fresh and Renewal Applicants (Contd..)

Test Institute(NSP-0787)Test,KAMRUP METROPOLITAN,ASSAM - For Academic Year 2020-21 Session



## REPORT GALLERY

Verified Application List (Fresh)

Verified Application List (Renewal)

Defected Application List (Fresh)

Defected Application List (Renewal)

Rejected Application List (Fresh)

Rejected Application List (Renewal)

Welcome: Test Institute(NSP-0787)Test,KAMRUP METROPOLITAN,ASSAM  
User Type: Institute

Administration

Verification

Reports

Logout

Verified Applicants



Defected Applicants

 **Defected**

Student

Application

**REJECTED**







# Verified Application List (Fresh) (Contd..)

Test Institute(NSP-0787)Test,KAMRUP METROPOLITAN,ASSAM - For Academic Year 2020-21 Session

 **Welcome: Test Institute(NSP-0787)Test,KAMRUP METROPOLITAN,ASSAM**

**User Type: Institute**

- Administration 
- Verification 
- Reports 
- Logout 

## Verified Application List (Fresh)

PDF Search:

Sr. #	Application Id	Name / Father's Name	Mobile	Course Name	Name of Scheme	Current Application Status
1	<a href="#">UP202021000047594</a>	ANKIT GUPTA / ABC	<input type="text"/>	XII-Art	POST MATRIC SCHOLARSHIP SCHEMES MINORITIES CS	Application Under Process for Verification with District Nodal Officer

Showing 1 to 1 of 1 entries

Previous  Next



Current Application Status is under process for verification with District Nodal Officer

# District Login



SCHOLARSHIP

For Academic Year 2020-21



NATIONAL SCHOLARSHIP PORTAL

Ministry of Electronics & Information Technology,  
Government of India

 New Registration

 Login



[Home](#)

[About Us](#)

[Services](#)

[Important Documents](#)

[Institute Login](#)

[Officer's Login](#)

[District Login](#)

[State/ Board Login](#)

[Ministry Login](#)

Click on  
District Login



## Empowering and Inspiring Students to Excel as Life Long Learners

[SEARCH FOR INSTITUTE](#) [DASHBOARD](#)



### Latest Updates

**i** National Scholarship Portal is open for Fresh and Renewal Applications.

#### **i** Attention Institutes

The Institutes which are registered on NSP

### Central Schemes

### UGC / AICTE Schemes

### State Schemes

- Ministry of Minority Affairs
- Department of Empowerment of Persons with Disabilities
- Ministry of Social Justice & Empowerment
- Ministry of Labour & Employment

# District Login

Browser tabs: Add to Engagement Prog X, (no subject) - vaidyularan X, NSP - Login X, Inbox (109) - nicpmunsp X, BharatVC | Login X, Disney+ Hotstar X

Address bar: <https://nsp.gov.in/NSPADMIN/loginPage.action> 80%

Tue Aug 17 16:09:11 IST 2021

[Skip to main content](#) | [Screen Reader Access](#) | [Sitemap](#) | [Home](#) | [A-](#) [A](#) [A+](#) [Hindi](#)



**National Scholarship Portal**  
Department of Electronics & Information Technology  
Ministry of Communications & IT, Govt. of India



Home

🔍 Login for District/State/Ministry Officials

-----ACADEMIC YEAR: 2021-22-----

BRDEMO1230

.....

Captcha... **QZ r SVX**

Can't See? Click on Refresh Button.

Login

[District / State / Ministry Nodal Officer Forgot Password?](#)

# District Officer Login (Contd..)

Tue Aug 25 15:44:26 UTC 2020

[Skip to main content](#) | [Screen Reader Access](#) | [Sitemap](#) | [Home](#) | [A-](#) [A](#) [A+](#) [Hindi](#)



## National Scholarship Portal

Department of Electronics & Information Technology  
Ministry of Communications & IT, Govt. of India



Welcome: MOMA DIST DEMO(6254)

User Type (Administrator)

Login IP: (47.31.70.196)

MOMA PREMATIC - DEMO (202021)

District Officer  
Name

ASSAM

KAMRUP METROPOLITAN



Name: MOMA DIST DEMO

Contact Number: 9205787280

Email: yadav.ravi5115@gmail.com

Contact Number  
of District Officer

Mail Id of District  
Officer

Edit Profile

Change Password

To Edit Profile click  
on Edit Profile

For Change of  
Password click on  
change Password

### Administration

- Update Profile
- Scheme Schedules Fresh
- Scheme Schedules Renewal
- Add Institute/School
- Reset Institute Login Password / Change Mobile No.
- Verify Institute Registration Form
- Institute marked as Fake

### Verification

### Reports


### Logout


# Click on update profile under Administration panel to update AADHAAR details, OTP will receive to registered mobile number

(no subject) - vaidyularam@gm x National Scholarship Portal x Inbox (109) - nicpmunsp@gmai x BharatVC | Login x +

https://nsp.gov.in/NSPADMIN/userProfileOTP 80% ☆

Tue Aug 17 16:44:12 IST 2021 Skip to main content | Screen Reader Access | Sitemap | Home | A- A A+ Hindi

 **National Scholarship Portal**  
Department of Electronics & Information Technology  
Ministry of Communications & IT, Govt. of India

 **Digital India**  
A Digital India Initiative

Welcome: Praveen Kumar SHarma(6252)  
User Type (Administrator)  
Login IP: (122.161.69.22)

MOMA PREMATIC - DEMO (202122) ASSAM

**Verification Services**

- Administration
  - Update Profile
  - Scheme Schedules Fresh
  - Scheme Schedules Renewal
  - Reset Institute Login Password / Change Mobile No.
  - Verify Institute Registration Form
  - Institute marked as Fake
  - Mark Fake Applicants
  - Verification Of Nodal Officer
  - Add District User
  - Know your AISHE Code
  - Download File
- Verification
- Reports
- Scholarship Amount Calculator

**One Time Password(OTP)- Update Profile**

**OTP has been sent on your Registered Mobile No.**

Please Enter 5 Digit OTP \*

Confirm OTP Resend OTP

# Click on update profile under Administration panel to update AADHAAR details

Browser tabs: Add to Engagement Prog X, (no subject) - vaidyularan X, NSP 2.0 X, Inbox (109) - nicpmunsp X, BharatVC | Login X, Disney+ Hotstar X

Address bar: <https://nsp.gov.in/NSPADMIN/userProfileView.action>

Page Header: Tue Aug 17 16:35:50 IST 2021 | Skip to main content | Screen Reader Access | Sitemap | Home | Hindi

Logo: National Scholarship Portal  
Department of Electronics & Information Technology  
Ministry of Communications & IT, Govt. of India

Logo: Digital India  
A Digital India Initiative

Welcome: Mohd Azam(6254)  
User Type (Administrator)  
Login IP: (122.161.69.22)

MOMA PREMATRIC - DEMO (202122) ASSAM KAMRUP METROPOLITAN

## Update Profile

**Note: (\*) indicates mandatory fields**

- 1: The demo-graphic information provide by you will be verified on UIDAI. Your NSP profile will get functional only after demo-graphic authentication from UIDAI.
- 2: The nodal officers are adviced to fill the information carefully. The information provided on item number 1 to 5 will be verified from UIDAI.
- 3: After successful verification from UIDAI profile will be updated on NSP.
- 4: If verification of item number 1 to 5 gets failed on UIDAI, NSP will again try to verify all the information except Date of Birth.

(1) Name as in Aadhaar *	<input type="text" value="Mohd Azam"/>	(2) Mobile Number as in Aadhaar: *	<input type="text" value="7289993890"/> ( This Mobile No will be used to receive OTP )
(3) Aadhaar Number: *	<input type="text" value="XXXXXXXX6888"/>	(4) Date of birth as in Aadhaar *	<input type="text" value="28/09/1988"/>
(5) Gender as in Aadhaar: *	<input type="text" value="--Select--"/>	(6) Alternate Contact Number:	<input type="text" value="1111111111"/>
(7) Telephone Number / Mobile Number *	<input type="text" value="1234567890"/> ( This telephone number will be made available on the NSP portal so that applicants could contact Nodal Officer )	(8) Fax Number: :	<input type="text" value="0"/>
(9) Email: *	<input type="text" value="mdazam2366@gmail.com"/>		



# Click Update after updating the profile

Browser tabs: (no subject) - vaidyularam@gm, NSP 2.0, Inbox (109) - nicpmunsp@gma, BharatVC | Login

URL: https://nsp.gov.in/NSPADMIN/userProfileView.action

Mobile No.:

- Verify Institute Registration Form
- Institute marked as Fake
- Verification
- Reports
- Logout

(1) Name as in Aadhaar *	Mohd Azam	(2) Mobile Number as in Aadhaar: *	7289993890 <small>( This Mobile No will be used to receive OTP )</small>
(3) Aadhaar Number: *	XXXXXXXX6888	(4) Date of birth as in Aadhaar *	28/09/1988
(5) Gender as in Aadhaar: *	--Select--		
(6) Alternate Contact Number:	1111111111	(7) Telephone Number / Mobile Number *	1234567890 <small>( This telephone number will be made available on the NSP portal so that applicants could contact Nodal Officer )</small>
(8) Fax Number:	0	(9) Email: *	mdazam2366@gmail.com
(10) Designation: *	District Nodal Officer	(11) Office Address: *	Patna District Bihar
(12) Pin Code: *	224001	(13) Permanent Address: *	TEST
(14) Communication Address:			

Update

# Under Administration Click the Option Reset Institute Login Password, then OTP will send to registered mobile number

The screenshot shows a web browser window with the URL [https://nsp.gov.in/NSPADMIN/districtforgotPwdInstitute\\_OTP](https://nsp.gov.in/NSPADMIN/districtforgotPwdInstitute_OTP). The page header includes the National Scholarship Portal logo, the Department of Electronics & Information Technology, Ministry of Communications & IT, Govt. of India, and the Digital India logo. The user is logged in as RAVI YADAV(6254) with the user type Administrator and login IP (103.61.253.213). The page content shows a navigation menu on the left with options: Administration, Verification, Reports, and Logout. The main content area displays a "One Time Password(OTP)" dialog box with the message "OTP has been sent on your Registered Mobile No." and "Please Enter 5 Digit OTP \*". The input field contains the text "APP8R". Below the input field are two buttons: "Confirm OTP" and "Resend OTP". A blue callout box with the text "Click Confirm OTP" has an arrow pointing to the "Confirm OTP" button. The browser's address bar shows the URL, and the Windows taskbar at the bottom displays the system tray with the date 31-08-2021 and time 13:58.

Administration  
Verification  
Reports  
Logout

One Time Password(OTP)

OTP has been sent on your Registered Mobile No.

Please Enter 5 Digit OTP \*

APP8R

Confirm OTP Resend OTP

Click Confirm OTP


# Select Institute/ College name for reset password Contd..


Fwd: MPR for the month of A x | Towards Data Science x | National Scholarship Scheme x | hdfc noida sector 63 ifsc codi x | New tab x | + - x

https://nsp.gov.in/NSPADMIN/districtforgotPwdInstitutePage\_otp\_ConfOTP.action

Tue Aug 31 13:58:32 IST 2021

Skip to main content | Screen Reader Access | Sitemap | Home | A- A A+ Hindi

 **National Scholarship Portal**  
Department of Electronics & Information Technology  
Ministry of Communications & IT, Govt. of India

 **Welcome: RAVI YADAV(6254)**  
**User Type (Administrator)**  
**Login IP: (103.61.253.213)**

**MOMA PREMATRIC - DEMO (202122)** **ASSAM** **KAMRUP METROPOLITAN**

[Administration](#)  
[Verification](#)  
[Reports](#)  
[Logout](#)

### School / Institute List

Institute / College \*

Institute Name (Optional)

**Note :** please Search College / Institute for Class XI and onwards.

Show  entries

Sr. #	DISE/AISHE Code	Institute Id	Institute Name	Address	Contact
No data available in table					

Showing 0 to 0 of 0 entries Previ

Type here to search

25°C AQI 139 13:58 31-08-2021


# Click on Reset Password after selecting the Institute name Contd..

68:45 IST 2021

Skip to main content | Screen Reader Access | Sitemap | Home | A- A A+ Hindi

## National Scholarship Portal

Department of Electronics & Information Technology  
Ministry of Communications & IT, Govt. of India



Welcome: RAVI YADAV(6254)  
User Type (Administrator)  
Login IP: (103.61.253.213)

MOMA PREMATRIC - DEMO (202122) ASSAM KAMRUP METROPOLITAN

### School / Institute List



Institute / College \*

Institute Name (Optional)

Note : please Search College / Institute for Class XI and onwards.

Show  entries

Search:

Sr. #	DISE/AISHE Code	Institute Id	Institute Name	Address	Contact	
1	18271107401	98890120016	100 NO. BARJHAR LPS	N/A	/ 0	<a href="#">Reset Password</a> 
2	18271107601	98890120022	1061 NO. DEUCHATAL L.P.S	N/A	/ 0	<a href="#">Reset Password</a> 

Click on Reset Password

Type here to search

25°C AQI 139 13:58 31-08-2021

# Click Yes to Reset Password Contd..

The screenshot shows a web browser window with the URL [https://nsp.gov.in/NSPADMIN/getInstitutePassword\\_alert](https://nsp.gov.in/NSPADMIN/getInstitutePassword_alert). The page title is "Change mobile number/password".

On the left, there is a navigation menu with the following items: Administration, Verification, Reports, and Logout.

The main content area displays the following information:

- This Institute ( AISHE / DISHE Code: NSP-0787 ) Test Institute
- Address:** Test, ASSAM - KAMRUP METROPOLITAN
- Nodal Officer Name:** RAVI YADAV
- Contact Num:** 9560314294
- Principle Name:** RAVI YADAV
- Principle Contact Num:** 9560314294

Below this information, it states: "This institute is **Verified**".

Further details include: "This institute is verified by :", "District/State Nodal officer:", "Scheme Name: ( , )", "Contact Number:", and "Designation:".

The confirmation question is: "Do you still want to Reset Password ?".

Below the question, there is a label: "Please Select Institute User Type to Change Mobile Number / Password \*". To the right of this label is a dropdown menu with the selected option: "-----Institute Nodal Officer-----".

At the bottom, there are two buttons: "Yes" and "Back to Dashboard". A blue callout box with the text "Click on Yes to Reset Password" has an arrow pointing to the "Yes" button.

# Click Submit after changing the Institute Nodal Officer Password / Mobile Number

The screenshot shows a web browser window with the URL <https://nsp.gov.in/NSPADMIN/getInstitutePassword>. The page title is "Change Institute Nodal Officer Password / Mobile Number". On the left, there is a navigation menu with the following items: Administration, Verification, Reports, and Logout. The main content area contains a form with the following fields:

- DISE / AISHE / NCVT code \***: A text input field containing "NSP-0787".
- Institute Nodal Officer's Aadhar Number: \***: A text input field containing "Aadhar Number".
- Institute Nodal Officer's Name as In Aadhar: \***: A text input field containing "Name as In Aadhar".
- Institute Nodal Officer's Date of Birth as In Aadhar: \***: A text input field containing "DD/MM/YYYY".
- Institute Nodal Officer's Gender as In Aadhar: \***: A dropdown menu with the selected option "Choose your option".
- Institute Nodal Officer's Mobile Number as In Aadhar: \***: A text input field containing "Mobile Number as In Aadhar".
- Please Enter Email Id \***: A text input field.

At the bottom of the form, there are two buttons: "Submit" and "Back to Dashboard". A blue callout box with the text "Click on Submit" has an arrow pointing to the "Submit" button.

# All Fresh Application Closing Date (Contd..)

Tue Aug 25 15:46:51 UTC 2020

[Skip to main content](#) | [Screen Reader Access](#) | [Sitemap](#) | [Home](#) | [A-](#) [A](#) [A+](#) [Hindi](#)



## National Scholarship Portal

Department of Electronics & Information Technology  
Ministry of Communications & IT, Govt. of India



Welcome: MOMA DIST DEMO(6254)

User Type (Administrator)

Login IP: (47.31.70.196)

MOMA PREMATIC - DEMO (202021)

ASSAM

KAMRUP METROPOLITAN

Administration

Verification

Reports

Logout

Fresh Applicants  
Closing Date AY-  
2020/21

All Fresh Closing Date for AY - 202021

Sr. #	Ministry Name	Scheme Name	Application	Institute	Defect	State Verification	District Verification
1	NATIONAL INFOMATICS CENTRE - TEST	MOMA PREMATIC - DEMO	31/10/2020	31/10/2020	15/11/2020	15/11/2020	30/11/2020

Showing 1 to 1 of 1 entries

Previous 1 Next



The name of the Ministry is been present

Scheme is selected by the student

Closing Dates of the Applicant Verification

# All Renewal Application Closing Date (Contd..)



**National Scholarship Portal**

Department of Electronics & Information Technology  
Ministry of Communications & IT, Govt. of India



Welcome: MOMA DIST DEMO(6254)

User Type (Administrator)

Login IP: (47.31.70.196)

MOMA PREMATIC - DEMO (202021)

ASSAM

KAMRUP METROPOLITAN

Renewal Applicants  
Closing Date AY-  
2020/21

All Renewal Closing Date for AY - 202021

Excel

Search:

Sr. #	Ministry Name	Scheme Name	Application	Institute	Defect	State Verification	District Verification
1	NATIONAL INFOMATICS CENTRE - TEST	MOMA PREMATIC - DEMO	30/11/2018	30/11/2018	14/08/2020	14/08/2020	30/11/2020

Showing 1 to 1 of 1 entries

Previous  Next

The name of the  
Ministry is been  
present

Scheme is  
selected by the  
student

Closing Dates of  
the Applicant  
Verification



# Add/Search Institute / School Registered with NSP (Contd..)

Tue Aug 25 15:47:37 UTC 2020

Skip to main content | Screen Reader Access | Sitemap | Home | A- A A+ Hindi



## National Scholarship Portal

Department of Electronics & Information Technology  
Ministry of Communications & IT, Govt. of India



Welcome: MOMA DIST DEMO(6254)

User Type (Administrator)

Login IP: (47.31.70.196)

MOMA PREMATRIC - DEMO (202021)

ASSAM

KAMRUP METROPOLITAN

### Administration

- Update Profile
- Scheme Schedules Fresh
- Scheme Schedules Renewal
- Add Institute/School
- Reset Institute Login Password / Change Mobile No.
- Verify Institute Registration Form
- Institute marked as Fake

### Verification

### Reports

### Logout

Search Institute/College

Search Institute/School/ITI registered with NSP!

Help >>> For Add School/Institute

Institute /College/ITI

School/College/ITI Name(Optional) (Enter First 3 Characters)

Get Institution list

Select Institute/College

Click to get institution list

Enter School/College Name

OR

Search By AISHE/DISE/ITI(NCVT) Code in AISHE/DISE/ITI(NCVT) Code Master

AISHE Code Format:'U-09673'/C-89353/S-01937" | DISE Code Format:'908438734783484' | ITI(NCVT) Code Format:'GR22000096'

Get Institute Based on Entered AISHE/DISE/ITI(NCVT) Code

Show 10 entries

# Institute can be search from Reference Number

Tue Aug 29 15:34:51 UTC 2020

[Skip to main content](#) | [Screen Reader Access](#) | [Sitemap](#) | [Home](#) | [A](#) | [A](#) | [A](#) | [Hindi](#)



## National Scholarship Portal

Department of Electronics & Information Technology  
Ministry of Communications & IT, Govt. of India



Welcome: MOMA DIST DEMO(6254)

User Type (Administrator)

Login IP: (47.31.70.196)

MOMA PREMATIC - DEMO (202021)

ASSAM

KAMRUP METROPOLITAN

Administration

Verification

Reports

Logout

Search Institute  
from Reference  
Number

Search Institute Form Reference Number

Enter Institute profile Reference Number

View Institute Form

Enter Institute Profile  
Reference Number

Click on View  
Institute Form



# National Scholarship Portal

Department of Electronics & Information Technology  
Ministry of Communications & IT, Govt. of India



Welcome: MOMA DIST DEMO(6254)

User Type (Administrator)

Login IP: (47.31.70.196)

MOMA PREMATRIC - DEMO (202021)

ASSAM

KAMRUP METROPOLITAN

Administration

Verification

Reports

- Active Institute Details
- Scheme Wise List of Active Institutes
- Fresh Registration Report
- Fresh Registration Report
- Pending Application at Institute Level
- Registered Institute
- Unverified Application Report (Fresh)
- Unverified Application Report (Renewal)
- Renewal List Update
- Pending Application at Institute Level
- Know your AISHE Code
- KYC (Institute Registration Form) Status
- Institute Registration KYC Form Status



Name: MOMA DIST DEMO

Contact Number: 9205787280

Email: yadav.ravi5115@gmail.com

Edit Profile

Change Password

- Renewal List Update
- Pending Application at Institute Level
- Know your AISHE Code
- KYC (Institute Registration Form) Status
- Institute Registration KYC Form Status
- Consolidation Of Institute KYC Status
- Application Tracking
- List of Applicants Paid
- List of Applicants not Paid
- List Based On Selected Criteria
- Category-Wise Demand Report
- Renewal List Update
- Renewal applications pending for verification at district / state level
- Verified/Rejected/Defected Application List
- Help Manual
- Fee Calculated Data Fresh
- Fee Calculated Data Renewal
- Scheme Configuration Details

Logout



# National Scholarship Portal

Department of Electronics & Information Technology  
Ministry of Communications & IT, Govt. of India



Welcome: MOMA DIST DEMO(6254)

User Type (Administrator)

Login IP: (47.31.70.196)

MOMA PREMATIC - DEMO (202021)

ASSAM

KAMRUP METROPOLITAN

## Services

Administration

Verification

Reports

Logout

## District Wise Consolidation Of Institute KYC Status

State Name :ASSAM

District Name :KAMRUP METROPOLITAN

Excel

Search:

Sr.No	District Name	Total Registered Institute	Total Applied For KYC	Total Approved KYC
1	KAMRUP METROPOLITAN	1365	169	169

Showing 1 to 1 of 1 entries

Previous  Next

- Administration
- Verification
- Reports
- Logout

.Get the Applicants List Based On Selected Criteria...

Select Record Range

Choose your option

Choose any one option :

Fresh Applicants  Renewal Applicants

Choose any one option :

Final Verified  Rejected  Defective  Yet to be Verified

Choose any option(Optional) :

All  In Merit  Not In Merit

Show more information

View List

By Default (Application Id,Applicant Name,DOB,Gender,Category Name,Father Name,Religion,Institute District,Course Name) will be shown.You may also select fields from below mentioned list...

Bank

Bank Account No

Branch IFSC Code

Account Holder Type

Aadhar No

Mobile No

Permanent Address

Email ID

Applicant District

Pre Post Matric

Mode of Study

Is Minority

Disability Flag

Disability Type

Disability Percentage

Is Hosteller

Annual Family Income

Marital Status

Parent Occupation

Class Start Date

Admission Fee

Tuition Fee

Miscellaneous Fee(LumpSump)

Entitled Fee Amount(Calculated By NSP)

Entitled Lumpsum Amount(Calculated By NSP)

Pay Amount Centre Share

Pay Amount State Share

[View List](#)

Current University

Current Institution

Current Course Year

Current Course

Xth University

Xth Institution

Xth Course Year

Xth Percentage

Xth RollNo

Previous University

Previous Institution

Previous Course Year

Previous Course

Previous %

Competitive Exam Name

Competitive Exam Year

Competitive Exam State

Competitive Exam RollNo

## Ministry Details

EXCEL

Search..

S. No.	Scheme Name and Id	Scheme Type State & Central	Scholarship Incentive	Opening Date Closing Date	Renewal Opening Date Renewal Closing Date	Institute Veri Closing Date	Ministry Officer Veri Closing Date	State Nodal Officer Veri Closing Date	District Nodal Officer Veri Closing Date	DBT Code Beneficiary Type	PFMS Scheme Code	PFMS Purpose Code	Beneficiary Status Payment Status	Course Group Done Fee Logic
<b>Ministry Name- NATIONAL INFOMATICS CENTRE - TEST</b>														
<b>Nodal Officer - MOMA DIST DEMO</b>														
<b>Contact No. - 9205787280</b>														
<b>Email Id - yadav.ravi5115@gmail.com</b>														
1	MOMA PREMATRIC - DEMO(2050)	Pre Mtaric  Central Sector	Scholarship	16/08/2020  31/10/2020		15/11/2020	30/06/2020	30/11/2020	30/11/2020				False  False	True  NA





# National Scholarship Portal

Department of Electronics & Information Technology  
Ministry of Communications & IT, Govt. of India



Welcome: MOMA DIST DEMO(6254)

User Type (Administrator)

Login IP: (47.31.70.196)

[Back](#)[State Nodal Officer Details](#)[Scheme Configuration Details](#)[Scholarship Amount Details](#)[Document Required](#)[Application Status](#)[Beneficiary Code Status](#)[Payment Status](#)[Verification Flow](#)[Course Fee Groups](#)[HOME](#) [BACK](#)

## Scheme Wise State Nodal Officer Details

[EXCEL](#)

S. No.	State Name	Nodal Officer Name	Contact No.	Email Id	Designation	Fresh Veri. Closing Date	Renewal Veri. Closing Date	Agency Id	Agency Name
Ministry - NATIONAL INFOMATICS CENTRE - TEST									
Scheme - MOMA PREMATIC - DEMO									
1	ASSAM	moma state demo test	9205787280	yadav.ravi5115@gmail.com	state nodal officer	30/11/2020	30/11/2020		

# State Login

(no subject) - vaidyularam@gm X NSP - Login X Inbox (109) - nicpmunsp@gmai X BharatVC | Login X +

← → ↻ 🏠 🔒 🔑 https://nsp.gov.in/NSPADMIN/loginPage 80% ☆ 📧 🏠 ☰

Tue Aug 17 16:42:51 IST 2021

Skip to main content | Screen Reader Access | Sitemap | Home | A- A A+ Hindi



**National Scholarship Portal**  
Department of Electronics & Information Technology  
Ministry of Communications & IT, Govt. of India



Home

**Login for District/State/Ministry Officials**

-----ACADEMIC YEAR: 2021-22-----

BRDEMO1

.....

Captcha... 7 Ld22U

Can't See? Click on Refresh Button.

Login

[District / State / Ministry Nodal Officer Forgot Password?](#)

Windows taskbar: Type here to search, taskbar icons, system tray (37°C, 4:43 PM 8/17/2021)

# After State Login the page will display like this

The screenshot shows a web browser window displaying the National Scholarship Portal (NSP) state dashboard. The browser's address bar shows the URL `https://nsp.gov.in/NSPADMIN/stateDashboard.action`. The page header includes the NSP logo, the text "National Scholarship Portal", and the user's name "Praveen Kumar SHarma(6252)". The user's role is "Administrator" and their login IP is "(122.161.69.22)". The page is titled "MOMA PREMATRIC - DEMO (202122)" and the state is "ASSAM".

The main content area displays the user's profile information:

- Name:** Praveen Kumar SHarma
- Contact Number:** 8127400222
- Email:** yadav.ravi5115@gmail.com

There are two buttons for profile management: "Edit Profile" and "Change Password".

Two green status messages are displayed:

- Your demo-graphic authentication from UIDAI is completed.
- Your NSP profile is verified.

A sidebar menu on the left is titled "Verification Services" and contains the following items:

- Administration
- Verification
- Reports
- Scholarship Amount Calculator
- Logout


The Windows taskbar at the bottom shows the system time as 4:44 PM on 8/17/2021, with a temperature of 37°C.


# Click on update profile under Administration panel to update AADHAAR details, OTP will receive to registered mobile number

(no subject) - vaidyularam@gm x National Scholarship Portal x Inbox (109) - nicpmunsp@gmai x BharatVC | Login x +

https://nsp.gov.in/NSPADMIN/userProfileOTP 80% ☆

Tue Aug 17 16:44:12 IST 2021 Skip to main content | Screen Reader Access | Sitemap | Home | A- A A+ Hindi

 **National Scholarship Portal**  
Department of Electronics & Information Technology  
Ministry of Communications & IT, Govt. of India

 **Digital India**  
A Digital India Initiative

Welcome: Praveen Kumar SHarma(6252)  
User Type (Administrator)  
Login IP: (122.161.69.22)

MOMA PREMATIC - DEMO (202122) ASSAM

**Verification Services**

- Administration
  - Update Profile
  - Scheme Schedules Fresh
  - Scheme Schedules Renewal
  - Reset Institute Login Password / Change Mobile No.
  - Verify Institute Registration Form
  - Institute marked as Fake
  - Mark Fake Applicants
  - Verification Of Nodal Officer
  - Add District User
  - Know your AISHE Code
  - Download File
- Verification
- Reports
- Scholarship Amount Calculator

**One Time Password(OTP)- Update Profile**

**OTP has been sent on your Registered Mobile No.**

Please Enter 5 Digit OTP \*


Confirm OTP Resend OTP


# Click on update profile under Administration panel to update AADHAAR details

(no subject) - vaidyularam@gm... NSP 2.0 Inbox (109) - nicpmunsp@gmail... BharatVC | Login

https://nsp.gov.in/NSPADMIN/userProfileView.action 80%

Tue Aug 17 16:45:22 IST 2021 Skip to main content | Screen Reader Access | Sitemap | Home | Hindi

 **National Scholarship Portal**  
Department of Electronics & Information Technology  
Ministry of Communications & IT, Govt. of India

 **Digital India**  
A Digital India Initiative

Welcome: Praveen Kumar Sharma(6252)  
User Type (Administrator)  
Login IP: (122.161.69.22)

MOMA PREMATRIC - DEMO (202122) ASSAM

**Verification Services**

- Administration
- Verification
- Reports
- Scholarship Amount Calculator
- Logout

## Update Profile

**Note: (\*) indicates mandatory fields**

- 1: The demo-graphic information provide by you will be verified on UIDAI. Your NSP profile will get functional only after demo-graphic authentication from UIDAI.
- 2: The nodal officers are advised to fill the information carefully. The information provided on item number 1 to 5 will be verified from UIDAI.
- 3: After successful verification from UIDAI profile will be updated on NSP.
- 4: If verification of item number 1 to 5 gets failed on UIDAI, NSP will again try to verify all the information except Date of Birth..

(1) Name as in Aadhaar *	<input type="text" value="Praveen Kumar SHarma"/>	(2) Mobile Number as in Aadhaar: *	<input type="text" value="8127400222"/> ( This Mobile No will be used to receive OTP )
(3) Aadhaar Number: *	<input type="text" value="XXXXXXXX4899"/>	(4) Date of birth as in Aadhaar *	<input type="text" value="31/07/1986"/>
(5) Gender as in Aadhaar: *	<input type="text" value="--Select--"/>		
(6) Alternate Contact Number:	<input type="text" value="9999999999"/>	(7) Telephone Number / Mobile Number *	<input type="text" value="24305566"/> ( This telephone number will be made available on the NSP portal so that applicants could contact Nodal Officer )
(8) Fax Number: :	<input type="text" value="0"/>	(9) Email: *	<input type="text" value="yadav.ravi5115@gmail.com"/>

Type here to search 37°C 4:46 PM 8/17/2021

# Click Update after updating the profile

(no subject) - vaidyularam@gm X NSP 2.0 Inbox (109) - nicpmunsp@gmail X BharatVC | Login

https://nsp.gov.in/NSPADMIN/userProfileView.action

Logout

(1) Name as in Aadhaar *	Praveen Kumar SHarma	(2) Mobile number as in Aadhaar: *	8127400222 ( This Mobile No will be used to receive OTP )
(3) Aadhaar Number: *	XXXXXXXX4899	(4) Date of birth as in Aadhaar *	31/07/1986
(5) Gender as in Aadhaar: *	--Select--		
(6) Alternate Contact Number:	9999999999	(7) Telephone Number / Mobile Number *	24305566 ( This telephone number will be made available on the NSP portal so that applicants could contact Nodal Officer )
(8) Fax Number: :	0	(9) Email: *	yadav.ravi5115@gmail.com
(10) Designation: *	State Nodal Officer	(11) Office Address: *	Bihar State TEST
(12) Pin Code: *	111111	(13) Permanent Address: *	TEST
(14) Communication Address:	Bihar TEST		

Update


# Under Administration Click the Option Reset Institute Login Password, then OTP will send to registered mobile number


Fwd: MPR for the month of A x | tds Towards Data Science x | National Scholarship Portal x | hdfc noida sector 63 ifsc cod x | New tab

https://nsp.gov.in/NSPADMIN/forgotPwdInstitute\_OTP

Tue Aug 31 14:00:13 IST 2021

Skip to main content | Screen Reader Access | Sitemap | Home | A- A A+ Hindi

 **National Scholarship Portal**  
Department of Electronics & Information Technology  
Ministry of Communications & IT, Govt. of India

 **Digital India**  
Power To Empower  
A Digital India Initiative

Welcome: Ravi Yadav(6252)  
User Type (Administrator)  
Login IP: (103.61.253.213)

MOMA PREMATRIC - DEMO (202122) ASSAM

**Verification Services**

- Administration
- Verification
- Reports
- Scholarship Amount Calculator
- Logout

**One Time Password(OTP)**

**OTP has been sent on your Registered Mobile No.**

Please Enter 5 Digit OTP \*

NXDCE:

Confirm OTP Resend OTP

Type here to search


25°C AQI 139 14:00 31-08-2021


# Select Institute/ College name for reset password Contd..

Fwd: MPR for the month of A x Towards Data Science x National Scholarship Scheme x hdfc noida sector 63 ifsc cod x New tab

https://nsp.gov.in/NSPADMIN/forgotStatePwdInst\_ConfOTP.action

Tue Aug 31 14:00:43 IST 2021 Skip to main content | Screen Reader Access | Sitemap | Home | A- A A+ Hindi

 **National Scholarship Portal**  
Department of Electronics & Information Technology  
Ministry of Communications & IT, Govt. of India

 **Welcome: Ravi Yadav(6252)**  
**User Type (Administrator)**  
**Login IP: (103.61.253.213)**

**MOMA PREMATRIC - DEMO (202122)** **ASSAM**

**Verification Services**

- Administration
- Verification
- Reports
- Scholarship Amount Calculator
- Logout

**School / Institute List**

Institute / College District \*  
KAMRUP METROPOLITAN

Institute / College \*  
Both

Institute Name (Optional)

Submit

Note : please Search College / Institute for Class XI and onwards.

Show 10 entries Search:

Sr. #	DISE/AISHE Code	Institute Id	Institute Name	Address	Contact
No data available in table					

Type here to search 25°C AQI 139 14:00 31-08-2021



# Click on Reset Password after selecting the Institute name Contd..

Ministry of Communications & IT, Govt. of India

A Digital India Initiative

Login IP: (103.61.253.213)

MOMA PREMATRIC - DEMO (202122) ASSAM

### School / Institute List

Institute / College District \*  
KAMRUP METROPOLITAN

Institute / College \*\*  
Choose your option

Institute Name (Optional)

Submit

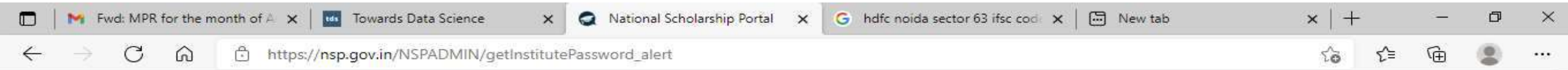
Note : please Search College / Institute for Class XI and onwards.

Show 10 entries

Search:

Sr. #	DISE/AISHE Code	Institute Id	Institute Name	Address	Contact	
1	18271107401	98890120016	100 NO. BARJHAR LPS	N/A	/ 0	Reset Password
2	18271107601	98890120022	1061 NO. DEUCHATAL L.P.S	N/A	/ 0	Reset Password
3	18271102731	98890119834	1062 NO. KERAKUCHI LPS	N/A	/ 0	Reset

# Click Yes to Reset Password Contd..



## Verification Services

Administration

Verification

Reports

Scholarship Amount  
Calculator

Logout

### Change mobile number/password

This Institute ( AISHE / DISHE Code: NSP-0787 ) Test Institute

**Address:** Test, ASSAM - KAMRUP METROPOLITAN

**Nodal Officer Name:** RAVI YADAV

**Contact Num:** 9560314294

**Principle Name:** RAVI YADAV

**Principle Contact Num:** 9560314294

**This institute is Verified**

This institute is verified by :

**District/State Nodal officer:**

**Scheme Name:** ( , )

**Contact Number:**

**Designation:**

Do you still want to Reset Password ?

Please Select Institute User Type to Change Mobile  
Number / Password \*

-----Institute Nodal Officer-----

Yes

Back to Dashboard

# Click Submit after changing the Institute Nodal Officer Password / Mobile Number

Browser tabs: Fwd: MPR for the month of A x | Towards Data Science x | National Scholarship Portal x | hdfc noida sector 63 ifsc codi x | New tab

Address bar: <https://nsp.gov.in/NSPADMIN/getInstitutePassword>

### Verification Services

- Administration
- Verification
- Reports
- Scholarship Amount Calculator
- Logout

### Change Institute Nodal Officer Password / Mobile Number

**DISE / AISHE / NCVT code \***

**Institute Nodal Officer's Aadhar Number: \***

**Institute Nodal Officer's Name as In Aadhar: \***

**Institute Nodal Officer's Date of Birth as In Aadhar: \***

**Institute Nodal Officer's Gender as In Aadhar: \***

**Institute Nodal Officer's Mobile Number as In Aadhar: \***

**Please Enter Email Id \***



Verification Services

Administration

- Update Profile
- Duplicate Institute Merge
- Scheme Schedules Fresh
- Scheme Schedules Renewal
- Add Institute/School
- Reset Institute Login Password / Change Mobile No.
- Verify Institute Registration Form
- Institute marked as Fake
- Report Token For Fake Applicants
- Mark Fake Applicants
- Re-Initiate Payments
- Verification Of Nodal Officer
- Add District User
- Know your AISHE Code
- Download File

Verification



Name: MOMA STATE DEMO TEST

Contact Number: 9205787280

Email: yadav.ravi5115@gmail.com

Edit Profile

Change Password



# National Scholarship Portal

Department of Electronics & Information Technology  
Ministry of Communications & IT, Govt. of India



Welcome: MOMA STATE DEMO  
TEST(6252)

User Type (Administrator)

Login IP: (47.31.70.196)

MOMA PREMATIC - DEMO (202021)

ASSAM

## Verification Services

Administration

Verification

- ▶ Quick Verification-Fresh
- ▶ Re-Verification-Fresh
- ▶ Quick Verification-Fresh Incentive
- ▶ Re-Verify Incentive Scheme-Fresh
- ▶ Quick Verification-Renewal
- ▶ Re-Verification-Renewal
- ▶ Mark as Fake-Fresh
- ▶ Mark as Fake-Renewal

Reports

Logout



Name: MOMA STATE DEMO TEST

Contact Number: 9205787280

Email: yadav.ravi5115@gmail.com

[Edit Profile](#)

[Change Password](#)

## Verification Services

[Administration](#)[Verification](#)[Reports](#)

- [Active Institute Details](#)
- [Scheme Wise List of Active Institutes](#)
- [List Based On Selected Criteria](#)
- [Verification log Details](#)
- [KYC \(Institute Registration Form\) Status](#)
- [Registered Institute](#)
- [Institute Registration KYC Form Status](#)
- [Consolidation Of Institute KYC Status](#)
- [Token Wise Report-Fresh](#)
- [Token Wise Report-Renewal](#)
- [Roll Search in Board Merit](#)
- [Application Verification History](#)
- [Fresh Registration Report](#)
- [Renewal Registration Report](#)
- [Fresh Verification History](#)
- [Renewal Verification History](#)
- [Renewal List Update](#)

**Name:** MOMA STATE DEMO TEST**Contact Number:** 9205787280**Email:** yadav.ravi5115@gmail.com[Edit Profile](#)[Change Password](#)

- Roll Search in Board Merit
- Application Verification History
- Fresh Registration Report
- Renewal Registration Report
- Fresh Verification History
- Renewal Verification History
- Renewal List Update
- List of Applicants paid
- List of Applicants not paid
- Pending Application at Institute Level
- Unverified Application Report (Fresh)
- Unverified Application Report (Renewal)
- Aadhar Verified Application
- Verified/Rejected/Defected Application List
- Application Tracking
- List of Applications verified by Institutes
- Bank Credit Failed
- Fee Calculated Data Fresh
- Fee Calculated Data Renewal
- Statistics Report
- Scheme Configuration Details

Logout

Statistics Report of State

# Statistics Report of State

The screenshot displays the National Scholarship Portal interface. At the top, the browser address bar shows the URL <https://nsp.gov.in/NSPADMIN/mis-report18>. The page header includes the date and time "Tue Jun 04 00:56:50 IST 2019" and navigation links such as "Skip to main content | Screen Reader Access | Sitemap | Home | A- A A+ Hindi". The main header features the National Scholarship Portal logo, the text "National Scholarship Portal Department of Electronics & Information Technology Ministry of Communications & IT, Govt. of India", the Digital India logo, and user information: "Welcome: MOMA STATE DEMO(6252)", "User Type (Administrator)", and "Login IP: (103.199.122.114)". A "Back" button is located in the top right corner.

The main content area is titled "REPORT(STATE)" and contains a form with the following elements:

- A dropdown menu labeled "Select Report Type" with a downward arrow.
- A "Select Scheme :" dropdown menu with "All" selected.
- A "District :" dropdown menu with "All" selected.
- A "Report Format:" dropdown menu with "PDF" selected.
- An orange "Generate Report" button.

A blue callout box with the text "Click On Generate Report" and an arrow points to the "Generate Report" button.

The Windows taskbar at the bottom shows the search bar with "Type here to search", several application icons, and system tray information including "ENG", "01:00", and "04-06-2019".




# Contd..


Home - National Scholarship Por x | NSP - Login x | M Regarding NSP Manual - yadav x | National Scholarship Scheme x

nsp.gov.in/NSPADMIN/mis-report18

Mon Sep 28 16:34:15 IST 2020

Skip to main content | Screen Reader Access | Sitemap | Home | A- A A+ Hindi

 **National Scholarship Portal**  
Department of Electronics & Information Technology  
Ministry of Communications & IT, Govt. of India

 **Digital India**  
Power To Empower  
A Digital India Initiative

Welcome: MOMA STATE DEMO TEST(6252)  
User Type (Administrator)  
Login IP: (103.214.118.225)

[Back](#)

### REPORT(STATE)

Select Scheme : All

Report Format: PDF

Select Report Type

- Select Report Type
- Scheme wise and District wise Fresh Application Status
- Scheme wise and District wise Renewal Application Status
- Community Wise and Gender wise Breakup of Applications For MoMA Schemes
- Community Wise Consolidation Of Applications For MOMA Schemes

[Generate Report](#)

Select Report Type

Type here to search

16:43 28-09-2020


# Contd..


Home - National Scholarship P x | NSP - Login x | Regarding NSP Manual - yad x | National Scholarship Scheme x | New Tab x

nsp.gov.in/NSPADMIN/mis-report18

Mon Sep 28 16:34:15 IST 2020

Skip to main content | Screen Reader Access | Sitemap | Home | A- A A+ Hindi

 **National Scholarship Portal**  
Department of Electronics & Information Technology  
Ministry of Communications & IT, Govt. of India

 **Digital India**  
A Digital India Initiative

Welcome: MOMA STATE DEMO  
TEST(6252)  
User Type (Administrator)  
Login IP: (103.214.118.225)

[Back](#)

### REPORT(STATE)

Community Wise Consolidation Of Applications For MOM. v

Select Scheme : MOMA PREMATIC - DEMO v

District : All v

Report Format: PDF v

[Generate Report](#)

Scheme selected  
MOMA

Type here to search

16:51  
28-09-2020

# Statistic Report Of MOMA Scheme Pdf

National Scholarship Scheme x CreatePdfReportState18.action x +

https://nsp.gov.in/NSPADMIN/CreatePdfReportState18.action

CreatePdfReportState18.action 1/1

Tools

**National Scholarship Portal 2.0**  
Department of Electronics & Information Technology  
Ministry of Communications & IT, Govt. of India  
Community Wise Consolidation Of Applications For MOMA Schemes  
Academic Year 2018-19

Date :04-06-2019

Religion (1)	No. of Applications Received (2)	No. of Applications Rejected (3)	No. of Applications Defective (4)	Pending for verification at Institute (5)	Pending for Verification at State/District (6)	Final Verified (7)	No. of Beneficiaries Forwarded to FEMS (8)
Total	0	0	0	0	0	0	0

Note : A Few Applicants of non minority community had applied in MOMA Schemes . Such Applicants were not considered during scholarships processing and are reflected with the Religion Name OTHER in this report.

Open in Acrobat

01:05  
04-06-2019

# For Contact Details Of Nodal Officers Click On Services

The screenshot shows the National Scholarship Portal (NSP) website. The browser address bar displays <https://scholarships.gov.in>. The page header includes the NSP logo, the text "NATIONAL SCHOLARSHIP PORTAL Ministry of Electronics & Information Technology, Government of India", and the academic year "For Academic Year 2020-21". Navigation links include "Home", "About Us", "Services", "Important Documents", "Institute Login", and "Officer's Login". A blue callout box labeled "Services" points to the "Services" menu item. The "Services" dropdown menu is open, listing various options, with a blue callout box labeled "Click on Nodal Officer Details" pointing to the "Search Nodal Officer Details" option. Other menu items include "NSP 2.0 User Manual", "Scheme Eligibility", "List of Ministry Co-ordinators", "Scheme Wise State Nodal Officers", "Know Your AISHE Code", "Get AISHE Code for your Institute", "List Of Applicants Processed For Scholarships", "District Nodal Officer Details List", and "Institute Operational manual". The main banner features an illustration of a hand dropping a coin into a slot labeled "Application form", with a graduation cap and books below. A group of smiling students is shown at the bottom right of the banner. Buttons for "SEARCH FOR INSTITUTE" and "DASHBOARD" are visible. The footer contains sections for "Latest Updates" (with a link to "Standard Operating Procedures for NSP"), "Central Schemes" (listing Ministry of Minority Affairs, Department of Empowerment of Persons with Disabilities, Ministry of Social Justice & Empowerment, Ministry of Labour & Employment, and Ministry of Tribal Affairs), "UGC / AICTE Schemes", and "State Schemes". The Windows taskbar at the bottom shows the time as 2:04 PM on 9/28/2020.

# Nodal Officer Details(Contd..)

The screenshot displays the National Scholarship Portal interface. At the top, the browser address bar shows the URL <https://scholarships.gov.in/nodalOfficerDetails>. The page header includes the text "SCHOLARSHIP" and "For Academic Year 2020-21". The main header features the National Scholarship Portal logo, the Ministry of Electronics & Information Technology, Government of India, and navigation links for "New Registration" and "Login".

The main content area is titled "Nodal Officer Details" and contains the following form elements:

- Radio buttons for selection:  Ministry,  State, and  District.
- Dropdown menus for "Ministry" (with "Choose your option" text) and "Scheme" (with "Select Scheme" text).
- Dropdown menus for "State" (with "Choose your option" text) and "District" (with "Select District" text).
- A "Please Enter Captcha" field with a text input box and a captcha image showing "X M2K Q".
- A blue "Submit" button.

Two blue callout boxes with white text provide instructions:

- A box labeled "Choose Nodal Officer" has three arrows pointing to the radio buttons for Ministry, State, and District.
- A box labeled "Click On Submit to get details of Nodal Officer" has an arrow pointing to the Submit button.

The Windows taskbar at the bottom shows the search bar, taskbar icons, and system tray with the date and time "2:07 PM 9/28/2020".

# Contd..

The screenshot shows the National Scholarship Portal interface. The browser address bar displays <https://scholarships.gov.in/node/officerDetails>. The page header includes the text "SCHOLARSHIP" and "For Academic Year 2020-21". The main header features the National Scholarship Portal logo and the text "Ministry of Electronics & Information Technology, Government of India". Navigation links include "Home", "About Us", "Services", "Important Documents", "Institute Login", and "Officer's Login".

The main content area is titled "Nodal Officer Details" and includes radio buttons for "Ministry", "State", and "District". The "District" option is selected. Below these are dropdown menus for "Ministry" (showing "Departm") and "State" (showing "DELHI"). A "Please Enter Captch" label is visible. A modal window displays the following contact details:

- Name:** DR VIJAY KUMAR KAUSHIK
- Contact No:** 1126962121
- E-Mail:** 1923056skt@gmail.com
- Address:** VCSG, SBV, J-BLK, SAKET (SCH. ID-1923056)

An "OK" button is located at the bottom of the modal window. A blue callout box with an arrow pointing to the modal contains the text: "Contact Details Of Nodal Officer will be displayed".

The Windows taskbar at the bottom shows the search bar with "Type here to search", several application icons, and the system tray with the date and time "2:13 PM 9/28/2020".

# District Nodal Officer Details List

The screenshot displays the National Scholarship Portal interface. At the top, there are three browser tabs labeled "Home - National Scholarship Portal". The address bar shows the URL "https://scholarships.gov.in/districtNodalOfficerDetails". The page header includes the "SCHOLARSHIP" logo, the text "For Academic Year 2020-21", and the "NATIONAL SCHOLARSHIP PORTAL" logo with the Ministry of Electronics & Information Technology, Government of India. Navigation links for "New Registration", "Login", "Digital India", and "Google Play" are present. A red navigation bar contains links for "Home", "About Us", "Services", "Important Documents", "Institute Login", and "Officer's Login".

The main content area is titled "District Nodal Officer Details List" and contains a form with the following elements:

- A "State" dropdown menu with the placeholder text "Choose your option". A blue callout box labeled "Choose State" has an arrow pointing to this dropdown.
- A "District" dropdown menu with the placeholder text "Select District". A blue callout box labeled "Select District" has an arrow pointing to this dropdown.
- A "Please Enter Captcha" field with a text input box containing "Captcha..." and a captcha image showing "VR Ds K x".
- A blue "Submit" button.

A large blue callout box at the bottom of the form area contains the text "Click On Submit to see district Nodal Officer List" with an arrow pointing to the "Submit" button.

The Windows taskbar at the bottom shows the search bar with "Type here to search", several application icons, and the system tray with the date "9/28/2020" and time "2:13 PM".

# Contact List Of District Nodal Officers (Contd..)

Home - National Scholarship Portal | Home - National Scholarship Portal | Home - National Scholarship Portal | +

https://scholarships.gov.in/districtNodalOfficerDetailsList

SCHOLARSHIP For Academic Year 2020-21

NATIONAL SCHOLARSHIP PORTAL  
Ministry of Electronics & Information Technology,  
Government of India

New Registration Login

Digital India Power To Empower

GET IT ON Google Play

Home About Us Services Important Documents Institute Login Officer's Login

### District Nodal Officer Details List

State: Choose your option District: Select District

Please Enter Captcha: Captcha... **XX<sup>28</sup>B**

Submit

Show 10 entries

Search:

Sr. #	Ministry Name	Scheme Name	State Name	District Name	Nodal Officer Name	Address	Email Id	Designation	Contact Number
1	Department of Empowerment of Persons with Disabilities	POST MATRIC SCHOLARSHIP FOR STUDENTS WITH DISABILITIES	HIMACHAL PRADESH	CHAMBA	DEVENDER PAL		ddhechamba@rediffmail.com	DEPUTY DIRDCTOR	
2	Department of Empowerment of Persons with Disabilities	PRE MATRIC SCHOLARSHIP FOR STUDENTS WITH DISABILITIES	HIMACHAL PRADESH	CHAMBA	Sh. Baljit Singh	O/o DDEE Chamba	ddeechamba@rediffmail.com	DEPUTY DIRECTOR	1899222231

Contacts of District Nodal Officers

Type here to search

2:17 PM 9/28/2020



# Scheme Wise State Nodal Officers

The screenshot shows the National Scholarship Portal (NSP) website. The browser address bar displays <https://scholarships.gov.in/home>. The page header includes the NSP logo, the Ministry of Electronics & Information Technology, Government of India, and the text "For Academic Year 2020-21". Navigation links for "New Registration" and "Login" are present, along with a "Digital India" logo and a "GET IT ON Google Play" button.

The main navigation menu includes "Home", "About Us", "Services", "Important Documents", "Institute Login", and "Officer's Login". The "Services" dropdown menu is open, showing options such as "NSP 2.0 User Manual", "Scheme Eligibility", "List of Ministry Co-ordinators", "Scheme Wise State Nodal Officers", "Know Your AISHE Code", "Get AISHE Code for your Institute", "List Of Applicants Processed For Scholarships", "Search Nodal Officer Details", "District Nodal Officer Details List", and "Institute Operational manual".

A blue callout box with a white arrow points to the "Ministry of Minority Affairs" option in the "Officer's Login" dropdown menu, with the text: "If we select MOMA Scheme Contact details will appear".

The "Officer's Login" dropdown menu lists the following nodal officers:

- UGC
- Ministry of Minority Affairs
- D/o School Education & Literacy(NSIGSE)
- D/o School Education & Literacy(NMMS)
- Ministry of Labour & Employment
- Department of Higher Education(CSSS)
- Department of Empowerment of Persons With Disabilities
- Nodal Officer of CAPFs/Assam Rifles
- Bihar State Nodal Officer List

At the bottom of the page, there are sections for "Latest Updates" and "Central Schemes". The "Central Schemes" section lists the following nodal officers:

- Ministry of Minority Affairs
- Department of Empowerment of Persons with Disabilities
- Ministry of Social Justice & Empowerment
- Ministry of Labour & Employment

The browser's address bar shows the URL: [https://scholarships.gov.in/public/nodalOfficersList/NationalMeans-cum-MeritScholarshipScheme\\_file.pdf](https://scholarships.gov.in/public/nodalOfficersList/NationalMeans-cum-MeritScholarshipScheme_file.pdf) | Affairs

# Showing MOMA Scheme Contact Details(Contd..)

Sl. No.	State/UT	Scholarship scheme	Name of the Nodal Officer	Designation	Department name	Telephone Number	Email ID	Department Address
1	Andaman and Nicobar	Pro-Merit	Shri. A.R. Biswas	Probation Officer(JP)	Directorate of Social Welfare, Coal Ghar, Port Blair	03192-244386	shriarbiswas2@gmail.com	Directorate of Social Welfare, Coalghar, Port Blair, South Andaman, A & N Islands, Pin-744 101
		Post Merit						
2	Andhra Pradesh	Pro-Merit	S Madan Vall	Dy. DIRECTOR	Commissioner, Minorities Welfare Dept.	08645-274045	smpadma@gmail.com	4th Floor, TG Plaza, Tadipatri, Guntur Dist., Andhra Pradesh-522 991
		Post Merit						
3	Arunachal Pradesh	Pro-Merit						
		Post Merit						
4	Assam	Pro-Merit	Shri Mamood Hassan, ACS	Director, Assam Minorities Development Board & State Nodal officer	Welfare of Minorities and Development Department	7632995002	ashmhamood@gmail.com	Assam Minorities Development Board, HGS Road Genshiguri, Gowahati, Assam-781006
		Post Merit						
5	Bihar	Pro-Merit	Shri Mamood Hassan, ACS	Director, Char Areas Development Assam & Nodal Officer	Welfare of Minorities and Development Department, Dispur, Guwahati-781006	7686005605	shriacshah@gmail.com	Directorate of Char Areas Development Assam & Nodal Office, Hengrabari Road, Dispur, Guwahati-781006
		Post Merit						
6	Chhattisgarh	Pro-Merit	Adrishan Anant	Assistant Director	Minority Welfare Department	1800349423	min-welfare-bih@nic.in	Minority Welfare Department, Abdul Qayyum Ansari Memorial Bhawan, 34 All Enam Path, Patna-1
		Post Merit						
7	Chandigarh	Pro-Merit	Bhikam Singh Rana	State Liaison Officer	Director Higher Education, Chandigarh Administration	0172-2740295	bhikamshinghrana@nic.in	State NDS Cell, 3rd Floor, Additional Deluxe Building, Sector 9 D, Chandigarh
		Post Merit						
8	Chattisgarh	Pro-Merit	Mr. K.R.Prasad	DEPUTY COMMISSIONER	SI & SC Development Department	9399651593 / 9424252412	sri.prasad@nic.in	Office of the Commissioner, SI & SC Development Dept., Block -1D, Ground Floor, Indrawati Bhawan, Nayal Rajpur,
		Post Merit						
9	Dadra and Nagar Haveli	Pro-Merit	Shri Deepak Gulabhai Patel	Deputy Director (S.W)	Social Welfare Department	0296-2632027	sw.dnngov.in	Block-4, PWO Campus, Dadra and Nagar Haveli, Silvassa
		Post Merit						
10	Daman & Diu	Pro-Merit	MO Patel	AD of Education	D/o of Education	0290-2255126		D/o of Education, Jetty Road, Near DMC Library, NH1 Daman, Daman
		Post Merit						
11	Delhi	Pro-Merit	Raj Kumar	DEPUTY DIRECTOR	Department for the Welfare of SC/ST/BC/Minority	011-23379512	scstscholarship.delhi@gov	B-Block, 2nd Floor, Vikas Bhawan, U1, Estate, New Delhi-110003
		Post Merit						
12	Goa	Pro-Merit	Sudhan N.Gaude	Assistant Director (WQA)	Directorate of Social Welfare	08922232257	sudeshgaude@yahoo.co.in	18th June road Panaji -Goa
		Post Merit						
13	Gujarat	Pro-Merit	Devkanan A. Panchiya	Social Welfare officer	Directorate Developing Caste Welfare	7525263285	devkananp@gmail.com	Block No.4, 3rd floor, Dr. Jitendra Mehta Bhawan, Sector-10, Gandhinagar-380010
		Post Merit						
14	Haryana	Pro-Merit	Sh. Hal Pal Yadav	Deputy Director (A&D)	Social Justice & Empowerment Department Haryana	0172-2715099 / 9416161892	shahpalwadhwa@gmail.com	S.C.O No 20-27, 3rd floor LIC Building (Jeevan Deep Building) Sector 17 A, Chandigarh
		Post Merit						
15	Himachal Pradesh	Pro-Merit	Shri. Pooam Bood	Joint Director-cum-State Nodal Officer (Scholarship)	Directorate of Elementary Education H.P, Shimla-171001.	0177-2852825	hpselem@nic.in	Directorate of Elementary Education Himachal Pradesh, Shimla-
		Post Merit						
16	Jammu and Kashmir	Pro-Merit	Dr. Rabesh Shrivastav	Joint Director	Higher Education Himachal Pradesh	0177-2853120	rabeshr@gmail.com, dr.rabeshs@gmail.com	Directorate of Higher Education, Himachal Pradesh Shimla 171001
		Post Merit						
17	Jharkhand	Pro-Merit	Raj Kishore Xaxa	Project Manager (Administration)	Jharkhand State Minorities Finance and Development	0651-2552055	rajksaxa@gmail.com	Kalyani Complex, Galleher Road, Morabadi, Ranchi-834008
		Post Merit						
18	Karnataka	Pro-Merit	Raj Kishore Xaxa	Project Manager (Administration)	Jharkhand State Minorities Finance and Development	0651-2552055	rajksaxa@gmail.com	Kalyani Complex, Galleher Road, Morabadi, Ranchi-834008
		Post Merit						
19	Kerala	Pro-Merit	M. A. Fatima	Nodal Officer	Directorate of Minorities Bangalore	085-2983618	m.a.fatima@kerala.gov.in	20th Floor V.V Tower, Dr B.R.Ambedkar street, Bangalore-560001
		Post Merit						
20	Kerala	Pro-Merit	Shri. Dr. Gresh Chackal	Joint Director	Education Department	0471-2583550	greshchackal@kerala.com	Office of the Directorate of General Education(DGE), Jagathy, Thiruvananthapuram-695014
		Post Merit						
21	Kerala	Pro-Merit	Dr. K.P. Indhira Devi	Special Officer for Scholarships	Directorate of Collegiate Education	0471-2581214	ramdashubara@gmail.com	Directorate of Collegiate Education, 6th Floor, Vikas Bhawan P.O, Thiruvananthapuram 695 033, Kerala, India.
		Post Merit						
22	Kerala	Pro-Merit	Dr. K.P. Indhira Devi	DIRECTOR	DIRECTORATE OF TECHNICAL EDUCATION	0471-2581214	indhiradevi@gmail.com	DIRECTORATE OF TECHNICAL EDUCATION PADMAVILASAM ROAD, FORT P.O., THIRUVANANTHAPURAM-695033, KERALA
		Post Merit						

# Contact Details Of Ministry Co-ordinaters

The image is a screenshot of a web browser displaying the National Scholarship Portal. The browser's address bar shows the URL <https://scholarships.gov.in/home>. The page header includes the text "SCHOLARSHIP" and "For Academic Year 2020-21". The main header features the National Scholarship Portal logo, the Ministry of Electronics & Information Technology, Government of India, and navigation links for "New Registration", "Login", "Digital India", and "Google Play". A secondary navigation bar contains "Home", "About Us", "Services", "Important Documents", "Institute Login", and "Officer's Login". The "Services" dropdown menu is open, listing several options, with "List of Ministry Co-ordinaters" highlighted. A blue callout box with the text "Click on Ministry Co-ordinaters" has an arrow pointing to this menu item. The main content area features a large banner with the text "Apply for Scholarship Today!" and "National Scholarship Portal" on the left, and "Welfare and Rehabilitation Board" on the right. Below the banner, there are buttons for "SEARCH FOR INSTITUTE" and "DASHBOARD". The footer section includes "Latest Updates" with a notification about the NMMS scheme, and a list of "Central Schemes" including the Ministry of Minority Affairs, Department of Empowerment of Persons with Disabilities, Ministry of Social Justice & Empowerment, Ministry of Labour & Employment, and Ministry of Tribal Affairs. The Windows taskbar at the bottom shows the system time as 2:24 PM on 9/28/2020.

Home - National Scholarship Portal x Home - National Scholarship Portal x Home - National Scholarship Portal x MinistryCoordinaters.pdf x +

← → ↻ 🏠

🔒 <https://scholarships.gov.in/home> ... 🛡️ ☆

SCHOLARSHIP For Academic Year 2020-21

NATIONAL SCHOLARSHIP PORTAL  
Ministry of Electronics & Information Technology,  
Government of India

New Registration Login Digital India  
Power To Empower GET IT ON  
Google Play

Home About Us Services Important Documents Institute Login Officer's Login

Apply for Scholarship Today!

National Scholarship Portal

Every Student Matters, Every Student Counts !

Welfare and Rehabilitation Board

SEARCH FOR INSTITUTE DASHBOARD

Click on Ministry Co-ordinaters

Services

- NSP 2.0 User Manual
- Scheme Eligibility
- List of Ministry Co-ordinaters
- Scheme Wise State Nodal Officers
- Know Your AISHE Code
- Get AISHE Code for your Institute
- List Of Applicants Processed For Scholarships
- Search Nodal Officer Details
- District Nodal Officer Details List
- Institute Operational manual

Latest Updates

For NMMS scheme please register as Scholarship Scheme.

National Scholarship Portal is open for <https://scholarships.gov.in/public/nodalOfficersList/MinistryCoordinaters.pdf>

Central Schemes UGC / AICTE Schemes State Schemes

- Ministry of Minority Affairs
- Department of Empowerment of Persons with Disabilities
- Ministry of Social Justice & Empowerment
- Ministry of Labour & Employment
- Ministry of Tribal Affairs

Type here to search

2:24 PM 9/28/2020

# Contact List Of Ministries Nodal Officers(Contd..)

Home - National Scholarship Portal X Home - National Scholarship Portal X Home - National Scholarship Portal X MinistryCoordinators.pdf X +

https://scholarships.gov.in/public/nodalOfficersList/MinistryCoordinators.pdf

Automatic Zoom

S. No.	Name of Ministries/Departments	Contact Details of Nodal Officers
1	Ministry of Human Resource Development Department of School Education and Literacy	Sh. S.K Verma Ministry of Human Resource Development (MHRD) Shastri Bhawan New Delhi-110115 Tel.No 011-23381782
2	M/o HRD D/o Higher Education	Shri Ghanshyam Under Secretary ghanshyam.mnre@nic.in 011-26172491; 011-26165238; 011-26172932
3	Ministry of Social Justice & Empowerment Deptt of Empowerment of Persons with Disabilities	RamanujDey(Under Secretary to Scholarship Section),011-24369051, pwcgo@gmail.com
5	MOSJ-DOSJ&E Social Justice and Empowerment	Name: Mr. Sanjay Gupta Post: Deputy Secretary Email: <a href="mailto:sanjayg.edu@nic.in">sanjayg.edu@nic.in</a> Office Contact: 011-23070251
	Ministry of Minority Affairs	Aditya S. Singh,

THANK YOU